



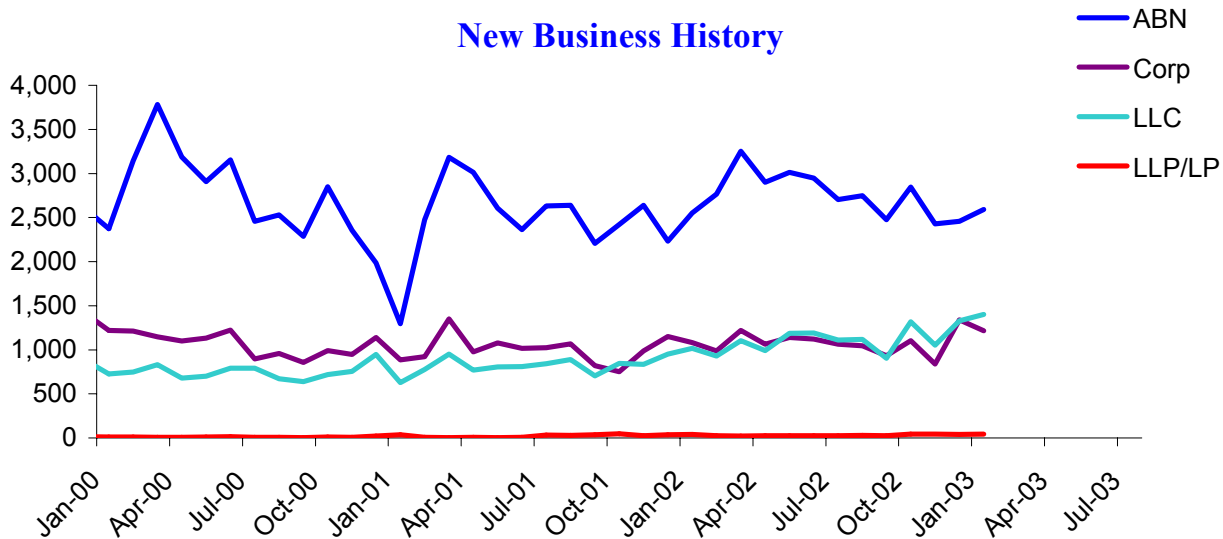
Business Report

Monthly update from Oregon's Secretary of State Bill Bradbury

New Business Applications

Business Type	Latest Month	Previous Month	12 Months Ago	Change Year Ago
New Oregon Corporations (Domestic & Foreign: Business, Nonprofit, Professional)	1,217	1,341	1,082	12.5%
Assumed Business Names	2,591	2,458	2,551	1.6%
Limited Liability Companies	1,402	1,329	1,016	38.0%
Limited Liability Partnerships/Limited Partnerships	43	41	39	10.3%
Business Registry Total	5,253	5,169	4,688	12.1%

New Business History



Total Active Business Filings

Business Type	Latest Month	Previous Month	12 Months Ago	Change Year Ago
New Oregon Corporations (Domestic & Foreign: Business, Nonprofit, Professional)	113,555	113,214	110,760	2.5%
Assumed Business Names	145,015	144,525	141,326	2.6%
Limited Liability Companies	42,107	41,170	31,095	35.4%
Limited Liability Partnerships/Limited Partnerships	3,867	3,865	3,832	0.9%
Business Registry Total	304,544	302,774	287,013	6.1%



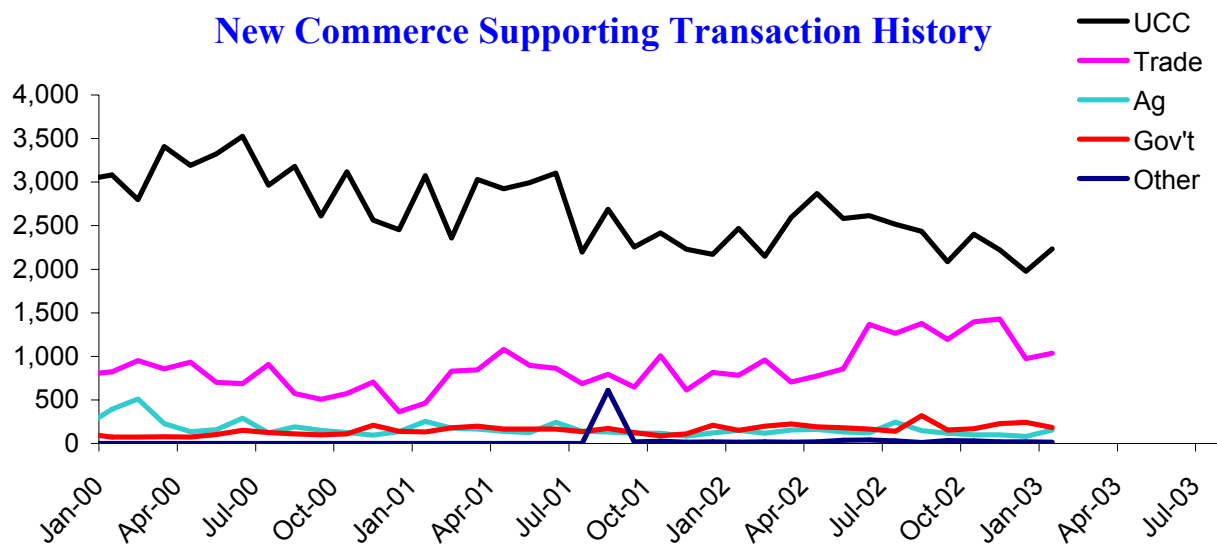
UCC & Notary Report

Monthly update from Oregon's Secretary of State Bill Bradbury

New Commerce Supporting Transactions

Filing Transaction Type	Latest Month	Previous Month	12 Months Ago	Change Year Ago
Uniform Commercial Code	2,233	1,975	2,468	-9.5%
Agricultural Liens (EFS, ASL, Grain, Ag produce)	153	82	151	1.3%
Government Liens (IRS, Revenue, Employment)	183	243	151	21.2%
Other Liens *	16	18	14	14.3%
Secured Transaction Total	2,585	2,318	2,784	-7.1%
Notary Authentications for International Trade	1,035	974	784	32.0%

New Commerce Supporting Transaction History



Total Active Filings

Filing Transaction Type	Latest Month	Previous Month	12 Months Ago	Change Year Ago
Uniform Commercial Code	181,412	182,346	191,325	-5.2%
Agricultural Liens (EFS, ASL, Grain, Ag produce)	6,583	6,575	7,353	-10.5%
Government Liens (IRS, Revenue, Employment)	18,360	18,693	21,811	-15.8%
Other Liens *	1,315	1,297	1,039	26.6%
Secured Transaction Total	207,670	208,911	221,528	-6.3%
Commissioned Notaries Public	44,605	44,588	44,360	0.6%

* Other Liens include: Transmitting Utility, Hazardous Waste, Manufactured Housing, and Public Finance



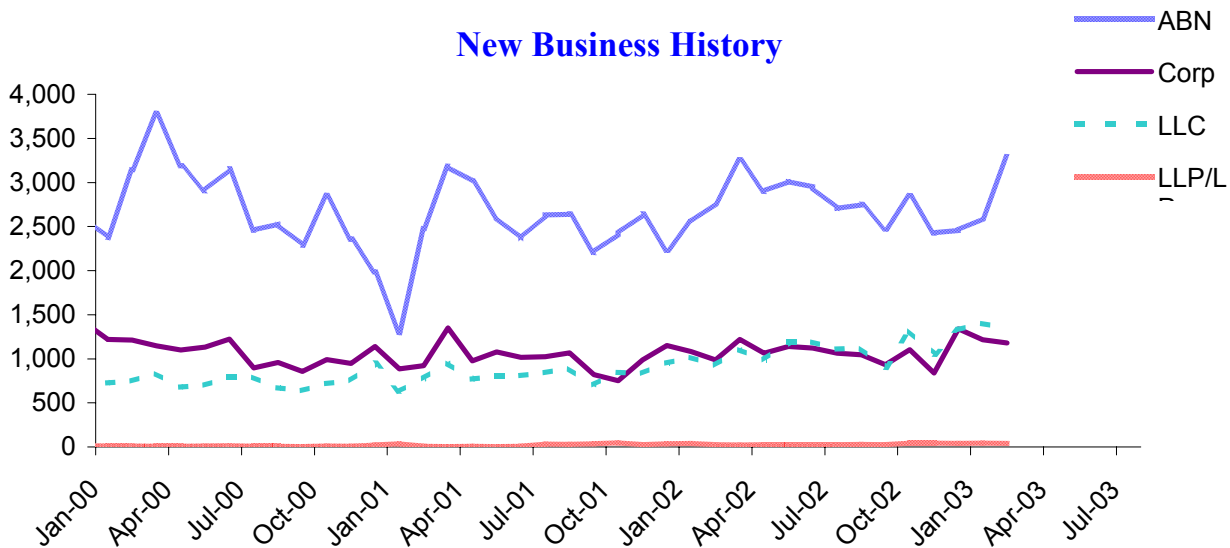
Business Report

Monthly update from Oregon's Secretary of State Bill Bradbury

New Business Applications

Business Type	Latest Month	Previous Month	12 Months Ago	Change Year Ago
New Oregon Corporations (Domestic & Foreign: Business, Nonprofit, Professional)	1,178	1,217	987	19.4%
Assumed Business Names	3,292	2,591	2,766	19.0%
Limited Liability Companies	1,350	1,402	931	45.0%
Limited Liability Partnerships/Limited Partnerships	40	43	26	53.8%
Business Registry Total	5,860	5,253	4,710	24.4%

New Business History



Total Active Business Filings

Business Type	Latest Month	Previous Month	12 Months Ago	Change Year Ago
New Oregon Corporations (Domestic & Foreign: Business, Nonprofit, Professional)	113,959	113,555	110,836	2.8%
Assumed Business Names	146,194	145,015	141,648	3.2%
Limited Liability Companies	43,088	42,107	31,688	36.0%
Limited Liability Partnerships/Limited Partnerships	3,861	3,867	3,784	2.0%
Business Registry Total	307,102	304,544	287,956	6.6%



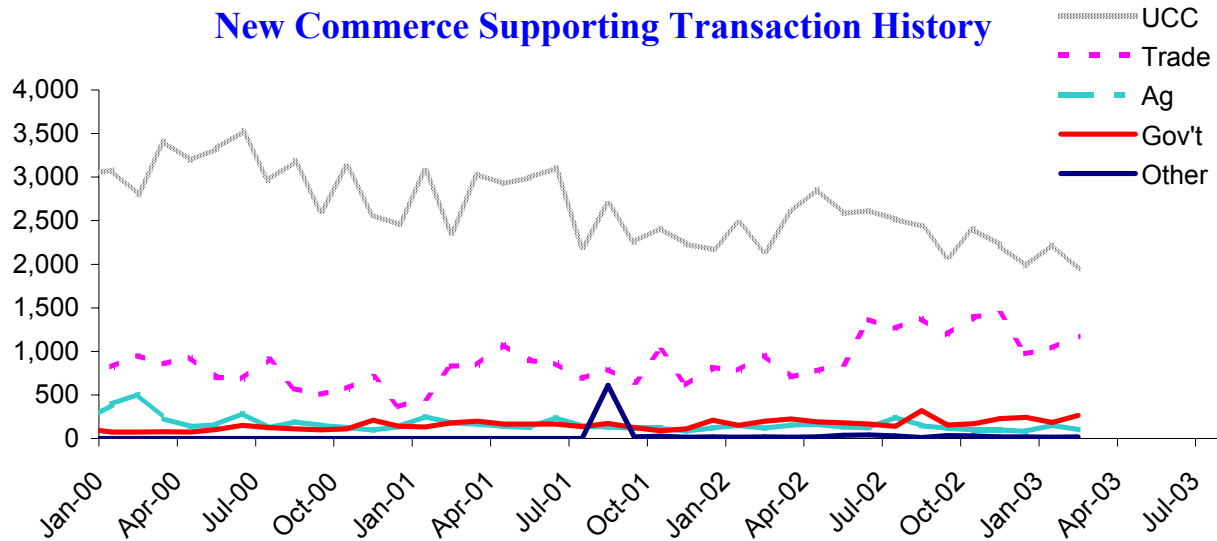
UCC & Notary Report

Monthly update from Oregon's Secretary of State Bill Bradbury

New Commerce Supporting Transactions

Filing Transaction Type	Latest Month	Previous Month	12 Months Ago	Change Year Ago
Uniform Commercial Code	1,941	2,233	2,149	-9.7%
Agricultural Liens (EFS, ASL, Grain, Ag produce)	99	153	119	-16.8%
Government Liens (IRS, Revenue, Employment)	263	183	199	32.2%
Other Liens *	19	16	17	11.8%
Secured Transaction Total	2,322	2,585	2,484	-6.5%
Notary Authentications for International Trade	1,174	1,035	957	22.7%

New Commerce Supporting Transaction History



Total Active Filings

Filing Transaction Type	Latest Month	Previous Month	12 Months Ago	Change Year Ago
Uniform Commercial Code	180,294	181,412	190,518	-5.4%
Agricultural Liens (EFS, ASL, Grain, Ag produce)	6,548	6,583	7,097	-7.7%
Government Liens (IRS, Revenue, Employment)	18,137	18,360	21,536	-15.8%
Other Liens *	1,329	1,315	1,057	25.7%
Secured Transaction Total	206,308	207,670	220,208	-6.3%
Commissioned Notaries Public	44,713	44,605	44,595	0.3%

* Other Liens include: Transmitting Utility, Hazardous Waste, Manufactured Housing, and Public Finance



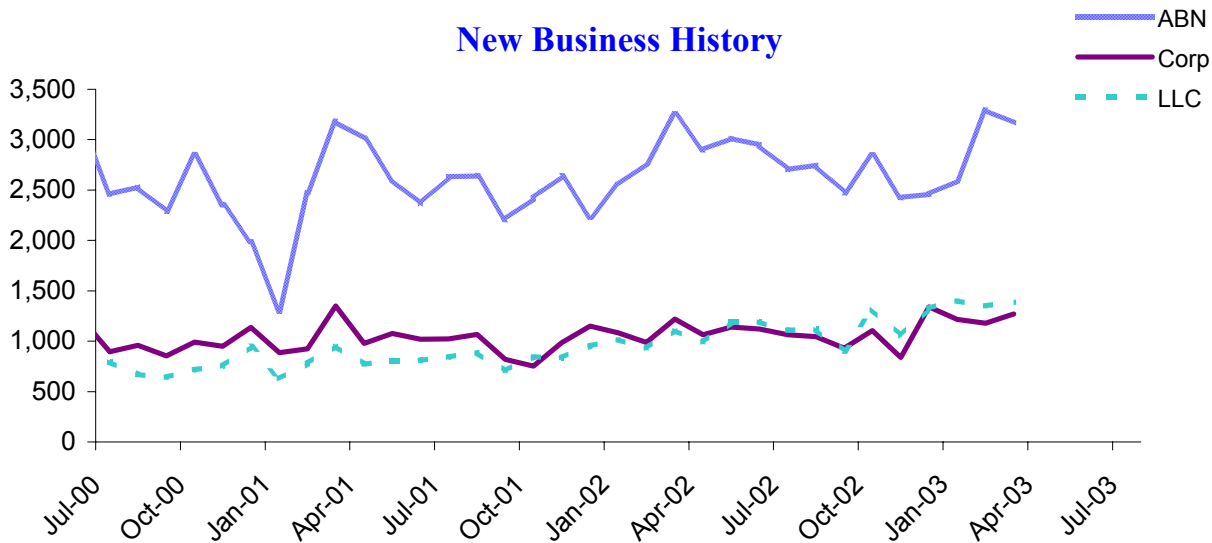
Business Report

Monthly update from Oregon's Secretary of State Bill Bradbury

New Business Applications

Business Type	Latest Month	Previous Month	12 Months Ago	Change Year Ago
New Oregon Corporations (Domestic & Foreign: Business, Nonprofit, Professional)	1,272	1,178	1,219	4.3%
Assumed Business Names	3,167	3,292	3,251	-2.6%
Limited Liability Companies	1,388	1,350	1,105	25.6%
Limited Liability Partnerships/Limited Partnerships	25	40	23	8.7%
Business Registry Total	5,852	5,860	5,598	4.5%

New Business History



Total Active Business Filings

Business Type	Latest Month	Previous Month	12 Months Ago	Change Year Ago
Oregon Corporations (Domestic & Foreign: Business, Nonprofit, Professional)	114,488	113,958	111,158	3.0%
Assumed Business Names	146,514	146,194	141,945	3.2%
Limited Liability Companies	44,124	43,088	32,379	36.3%
Limited Liability Partnerships/Limited Partnerships	3,867	3,861	3,785	2.2%
Business Registry Total	308,993	307,101	289,267	6.8%



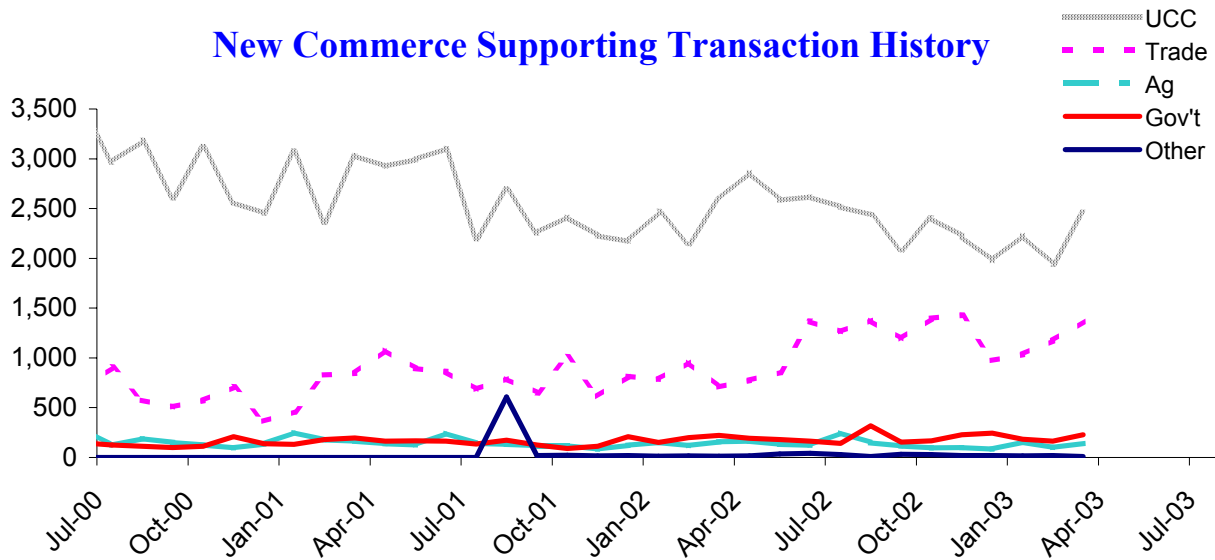
UCC & Notary Report

Monthly update from Oregon's Secretary of State Bill Bradbury

New Commerce Supporting Transactions

Filing Transaction Type	Latest Month	Previous Month	12 Months Ago	Change Year Ago
Uniform Commercial Code	2,458	1,941	2,592	-5.2%
Agricultural Liens (EFS, ASL, Grain, Ag produce)	140	99	156	-10.3%
Government Liens (IRS, Revenue, Employment)	227	163	223	1.8%
Other Liens *	11	19	13	-15.4%
Secured Transaction Total	2,836	2,222	2,984	-5.0%
Notary Authentications for International Trade	1,368	1,174	707	93.5%

New Commerce Supporting Transaction History



Total Active Filings

Filing Transaction Type	Latest Month	Previous Month	12 Months Ago	Change Year Ago
Uniform Commercial Code	177,762	180,294	189,597	-6.2%
Agricultural Liens (EFS, ASL, Grain, Ag produce)	6,528	6,548	6,757	-3.4%
Government Liens (IRS, Revenue, Employment)	17,886	18,137	21,322	-16.1%
Other Liens *	1,340	1,329	1,066	25.7%
Secured Transaction Total	203,516	206,308	218,742	-7.0%
Commissioned Notaries Public	44,820	44,713	44,669	0.3%

* Other Liens include: Transmitting Utility, Hazardous Waste, Manufactured Housing, and Public Finance



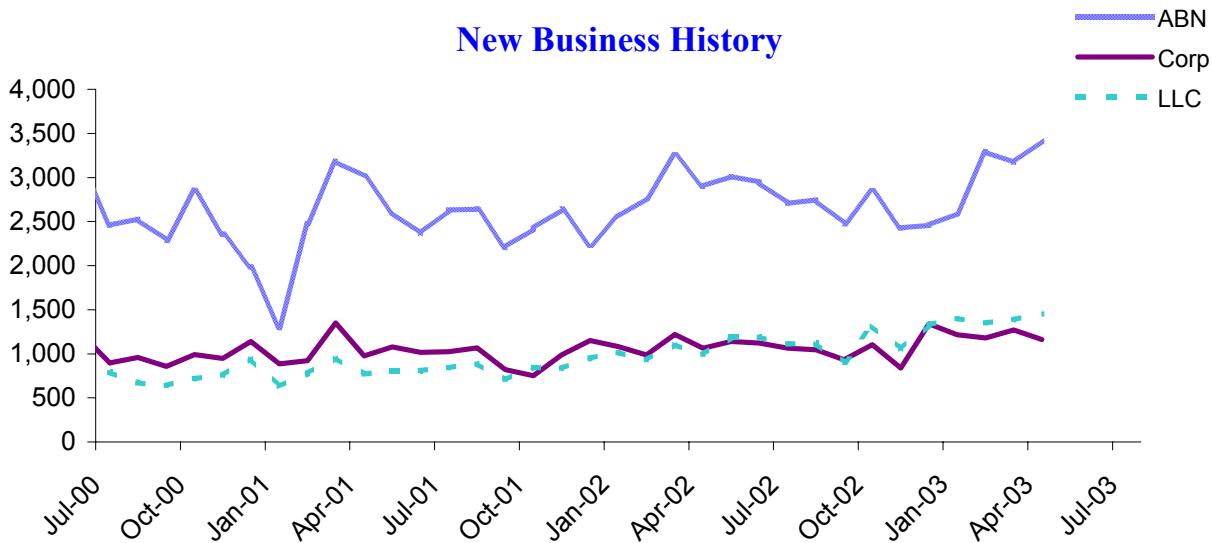
Business Report

Monthly update from Oregon's Secretary of State Bill Bradbury

New Business Applications

Business Type	Latest Month	Previous Month	12 Months Ago	Change Year Ago
New Oregon Corporations (Domestic & Foreign: Business, Nonprofit, Professional)	1,162	1,272	1,063	9.3%
Assumed Business Names	3,418	3,167	2,901	17.8%
Limited Liability Companies	1,457	1,388	991	47.0%
Limited Liability Partnerships/Limited Partnerships	33	25	27	22.2%
Business Registry Total	6,070	5,852	4,982	21.8%

New Business History



Total Active Business Filings

Business Type	Latest Month	Previous Month	12 Months Ago	Change Year Ago
Oregon Corporations (Domestic & Foreign: Business, Nonprofit, Professional)	114,899	114,488	111,427	3.1%
Assumed Business Names	147,243	146,514	142,141	3.6%
Limited Liability Companies	45,159	44,124	33,001	36.8%
Limited Liability Partnerships/Limited Partnerships	3,875	3,867	3,795	2.1%
Business Registry Total	311,176	308,993	290,364	7.2%



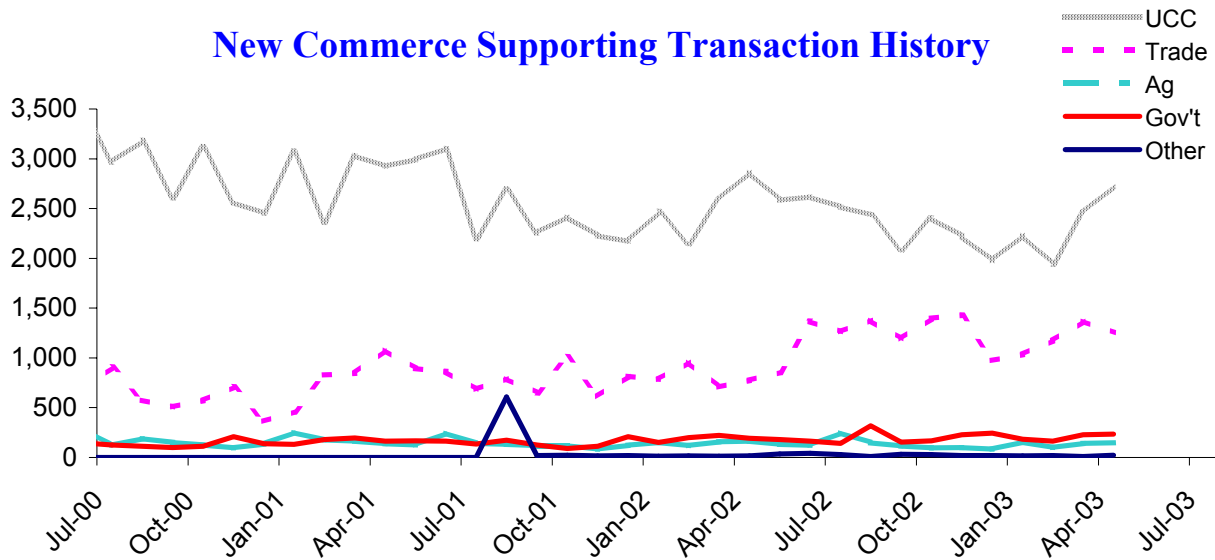
UCC & Notary Report

Monthly update from Oregon's Secretary of State Bill Bradbury

New Commerce Supporting Transactions

Filing Transaction Type	Latest Month	Previous Month	12 Months Ago	Change Year Ago
Uniform Commercial Code	2,727	2,458	2,867	-4.9%
Agricultural Liens (EFS, ASL, Grain, Ag produce)	149	140	163	-8.6%
Government Liens (IRS, Revenue, Employment)	234	227	192	21.9%
Other Liens *	24	11	17	41.2%
Secured Transaction Total	3,134	2,836	3,239	-3.2%
Notary Authentications for International Trade	1,255	1,368	776	61.7%

New Commerce Supporting Transaction History



Total Active Filings

Filing Transaction Type	Latest Month	Previous Month	12 Months Ago	Change Year Ago
Uniform Commercial Code	177,043	177,762	188,329	-6.0%
Agricultural Liens (EFS, ASL, Grain, Ag produce)	6,545	6,528	6,680	-2.0%
Government Liens (IRS, Revenue, Employment)	17,804	17,886	20,929	-14.9%
Other Liens *	1,362	1,340	1,082	25.9%
Secured Transaction Total	202,754	203,516	217,020	-6.6%
Commissioned Notaries Public	44,933	44,820	44,895	0.1%

* Other Liens include: Transmitting Utility, Hazardous Waste, Manufactured Housing, and Public Finance



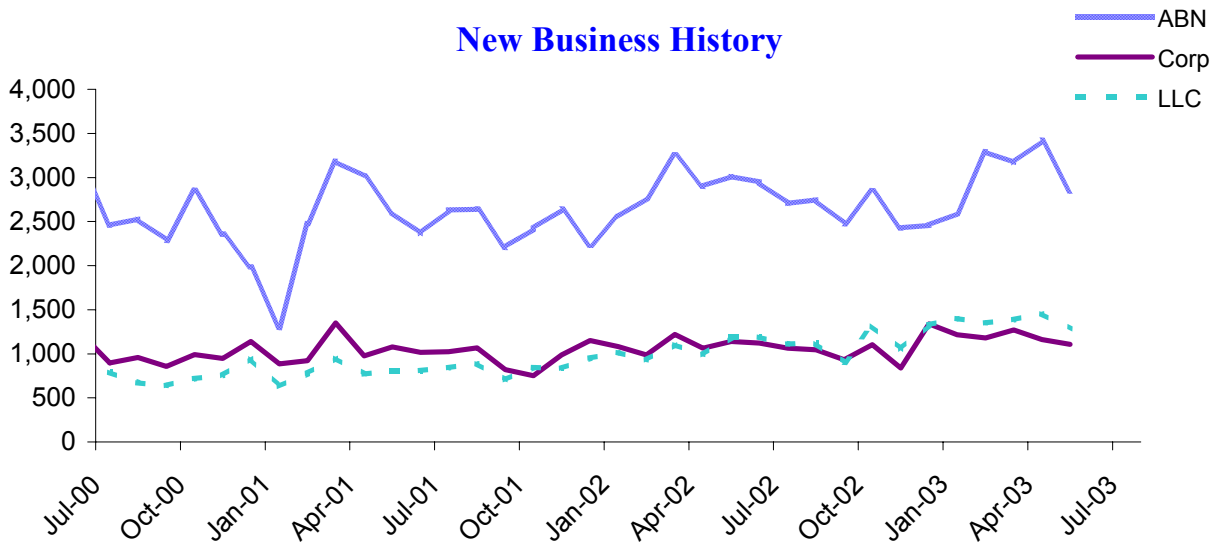
Business Report

Monthly update from Oregon's Secretary of State Bill Bradbury

New Business Applications

Business Type	Latest Month	Previous Month	12 Months Ago	Change Year Ago
New Oregon Corporations (Domestic & Foreign: Business, Nonprofit, Professional)	1,108	1,162	1,140	-2.8%
Assumed Business Names	2,844	3,418	3,014	-5.6%
Limited Liability Companies	1,281	1,457	1,187	7.9%
Limited Liability Partnerships/Limited Partnerships	22	33	26	-15.4%
Business Registry Total	5,255	6,070	5,367	-2.1%

New Business History



Total Active Business Filings

Business Type	Latest Month	Previous Month	12 Months Ago	Change Year Ago
Oregon Corporations (Domestic & Foreign: Business, Nonprofit, Professional)	114,915	114,899	111,487	3.1%
Assumed Business Names	147,112	147,243	141,807	3.7%
Limited Liability Companies	45,847	45,159	35,739	28.3%
Limited Liability Partnerships/Limited Partnerships	3,866	3,875	3,799	1.8%
Business Registry Total	311,740	311,176	292,832	6.5%



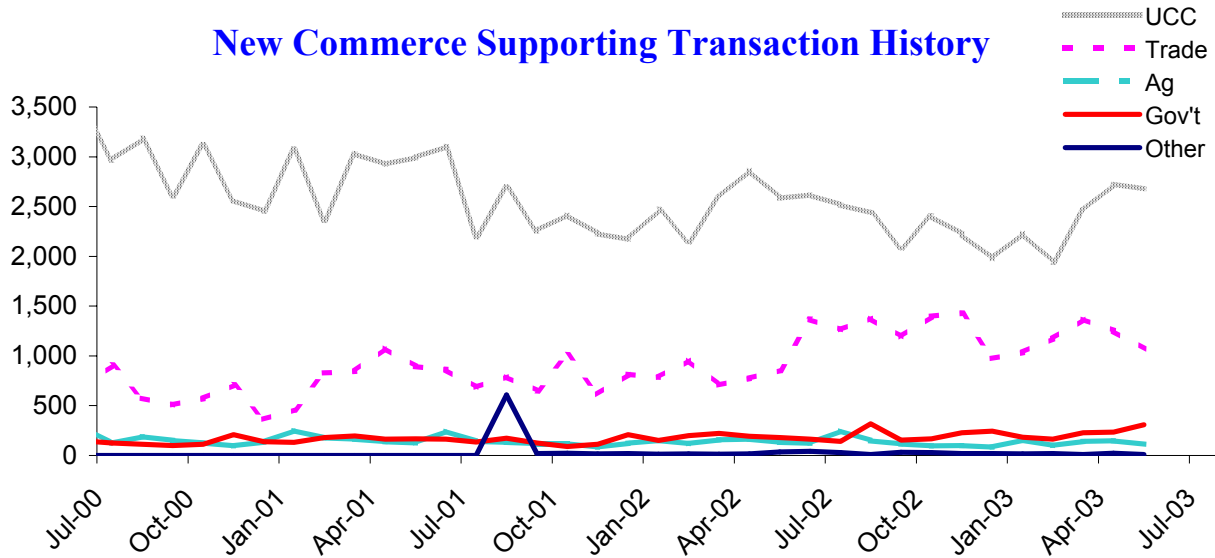
UCC & Notary Report

Monthly update from Oregon's Secretary of State Bill Bradbury

New Commerce Supporting Transactions

Filing Transaction Type	Latest Month	Previous Month	12 Months Ago	Change Year Ago
Uniform Commercial Code	2,676	2,727	2,584	3.6%
Agricultural Liens (EFS, ASL, Grain, Ag produce)	113	149	132	-14.4%
Government Liens (IRS, Revenue, Employment)	308	234	180	71.1%
Other Liens *	10	24	36	-72.2%
Secured Transaction Total	3,107	3,134	2,932	6.0%
Notary Authentications for International Trade	1,070	1,255	854	25.3%

New Commerce Supporting Transaction History



Total Active Filings

Filing Transaction Type	Latest Month	Previous Month	12 Months Ago	Change Year Ago
Uniform Commercial Code	176,504	177,043	187,409	-5.8%
Agricultural Liens (EFS, ASL, Grain, Ag produce)	6,550	6,545	6,644	-1.4%
Government Liens (IRS, Revenue, Employment)	17,734	17,804	23,583	-24.8%
Other Liens *	1,372	1,362	1,117	22.8%
Secured Transaction Total	202,160	202,754	218,753	-7.6%
Commissioned Notaries Public	44,986	44,933	44,886	0.2%

* Other Liens include: Transmitting Utility, Hazardous Waste, Manufactured Housing, and Public Finance



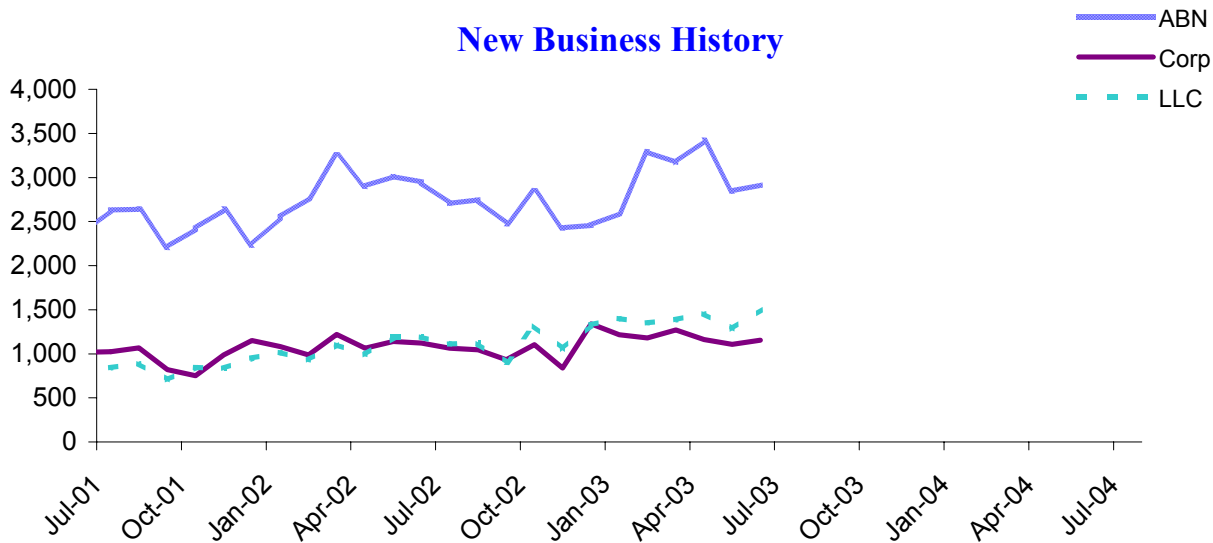
Business Report

Monthly update from Oregon's Secretary of State Bill Bradbury

New Business Applications

Business Type	Latest Month	Previous Month	12 Months Ago	Change Year Ago
New Oregon Corporations (Domestic & Foreign: Business, Nonprofit, Professional)	1,153	1,108	1,120	2.9%
Assumed Business Names	2,913	2,844	2,947	-1.2%
Limited Liability Companies	1,502	1,281	1,190	26.2%
Limited Liability Partnerships/Limited Partnerships	39	22	25	56.0%
Business Registry Total	5,607	5,255	5,282	6.2%

New Business History



Total Active Business Filings

Business Type	Latest Month	Previous Month	12 Months Ago	Change Year Ago
Oregon Corporations (Domestic & Foreign: Business, Nonprofit, Professional)	115,277	114,915	111,834	3.1%
Assumed Business Names	147,768	147,112	142,293	3.8%
Limited Liability Companies	46,911	45,847	34,461	36.1%
Limited Liability Partnerships/Limited Partnerships	3,874	3,866	3,814	1.6%
Business Registry Total	313,830	311,740	292,402	7.3%



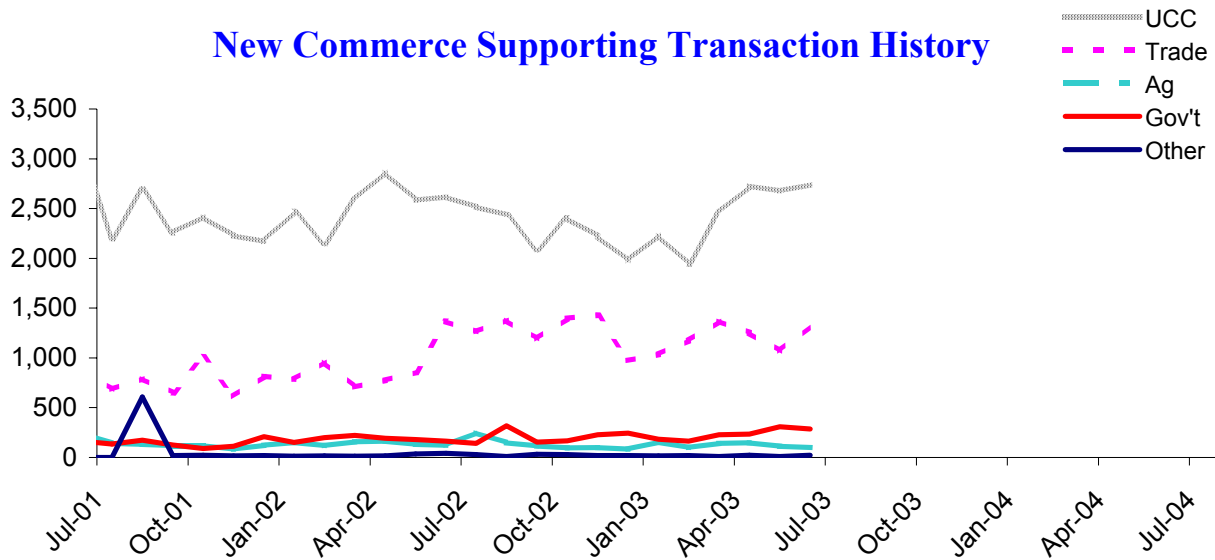
UCC & Notary Report

Monthly update from Oregon's Secretary of State Bill Bradbury

New Commerce Supporting Transactions

Filing Transaction Type	Latest Month	Previous Month	12 Months Ago	Change Year Ago
Uniform Commercial Code	2,739	2,676	2,615	4.7%
Agricultural Liens (EFS, ASL, Grain, Ag produce)	99	113	122	-18.9%
Government Liens (IRS, Revenue, Employment)	287	308	165	73.9%
Other Liens *	22	10	41	-46.3%
Secured Transaction Total	3,147	3,107	2,943	6.9%
Notary Authentications for International Trade	1,322	1,070	1,366	-3.2%

New Commerce Supporting Transaction History



Total Active Filings

Filing Transaction Type	Latest Month	Previous Month	12 Months Ago	Change Year Ago
Uniform Commercial Code	175,504	176,504	187,116	-6.2%
Agricultural Liens (EFS, ASL, Grain, Ag produce)	6,536	6,550	6,686	-2.2%
Government Liens (IRS, Revenue, Employment)	17,454	17,734	20,384	-14.4%
Other Liens *	1,392	1,372	1,161	19.9%
Secured Transaction Total	200,886	202,160	215,347	-6.7%
Commissioned Notaries Public	45,008	44,986	44,584	1.0%

* Other Liens include: Transmitting Utility, Hazardous Waste, Manufactured Housing, and Public Finance



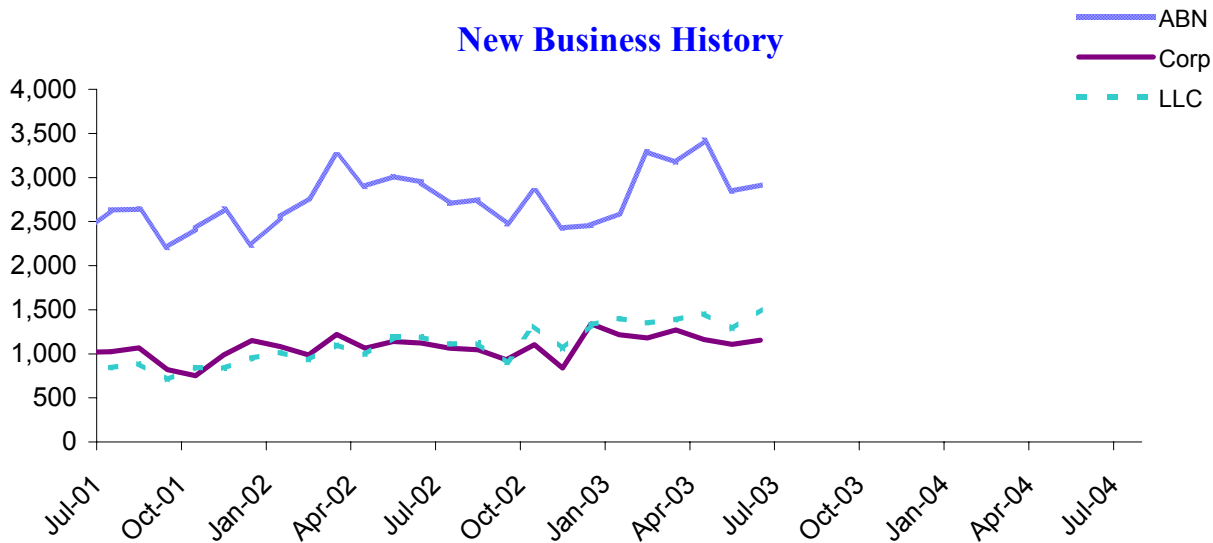
Business Report

Monthly update from Oregon's Secretary of State Bill Bradbury

New Business Applications

Business Type	Latest Month	Previous Month	12 Months Ago	Change Year Ago
New Oregon Corporations (Domestic & Foreign: Business, Nonprofit, Professional)	1,118	1,153	1,065	5.0%
Assumed Business Names	2,902	2,913	2,703	7.4%
Limited Liability Companies	1,440	1,502	1,110	29.7%
Limited Liability Partnerships/Limited Partnerships	36	39	25	44.0%
Business Registry Total	5,496	5,607	4,903	12.1%

New Business History



Total Active Business Filings

Business Type	Latest Month	Previous Month	12 Months Ago	Change Year Ago
Oregon Corporations (Domestic & Foreign: Business, Nonprofit, Professional)	115,671	115,277	112,192	3.1%
Assumed Business Names	147,968	147,768	142,772	3.6%
Limited Liability Companies	47,859	46,911	37,346	28.2%
Limited Liability Partnerships/Limited Partnerships	3,888	3,874	3,823	1.7%
Business Registry Total	315,386	313,830	296,133	6.5%



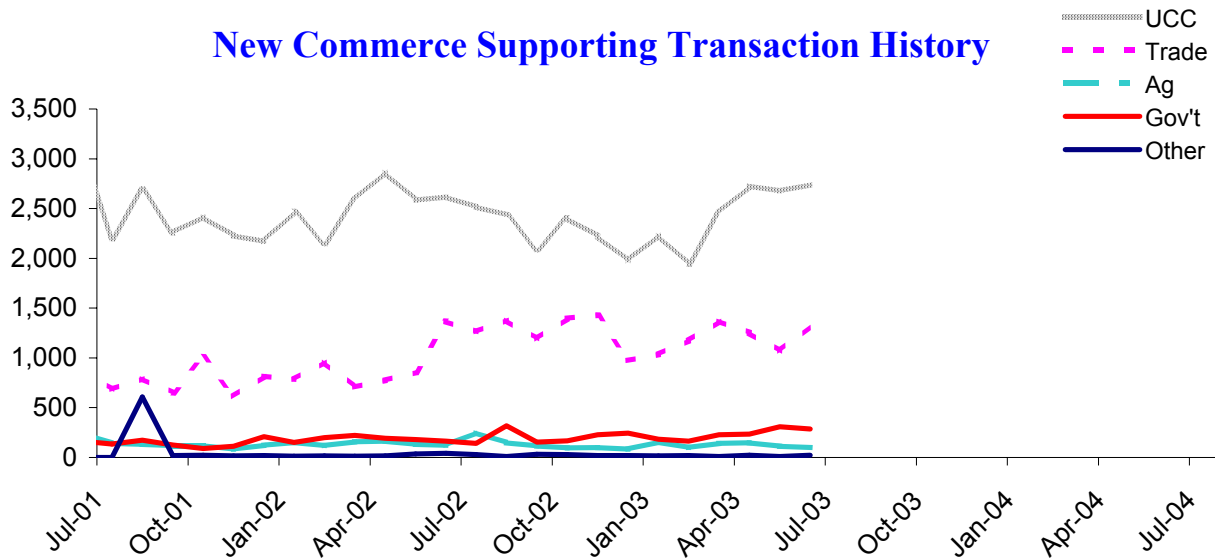
UCC & Notary Report

Monthly update from Oregon's Secretary of State Bill Bradbury

New Commerce Supporting Transactions

Filing Transaction Type	Latest Month	Previous Month	12 Months Ago	Change Year Ago
Uniform Commercial Code	2,786	2,739	2,516	10.7%
Agricultural Liens (EFS, ASL, Grain, Ag produce)	135	99	247	-45.3%
Government Liens (IRS, Revenue, Employment)	253	287	141	79.4%
Other Liens *	33	22	30	10.0%
Secured Transaction Total	3,207	3,147	2,934	9.3%
Notary Authentications for International Trade	1,507	1,322	1,264	19.2%

New Commerce Supporting Transaction History



Total Active Filings

Filing Transaction Type	Latest Month	Previous Month	12 Months Ago	Change Year Ago
Uniform Commercial Code	177,117	175,504	186,084	-4.8%
Agricultural Liens (EFS, ASL, Grain, Ag produce)	6,585	6,536	6,689	-1.6%
Government Liens (IRS, Revenue, Employment)	17,689	17,454	20,056	-11.8%
Other Liens *	1,402	1,392	1,186	18.2%
Secured Transaction Total	202,793	200,886	214,015	-5.2%
Commissioned Notaries Public	45,015	45,008	44,578	1.0%

* Other Liens include: Transmitting Utility, Hazardous Waste, Manufactured Housing, and Public Finance



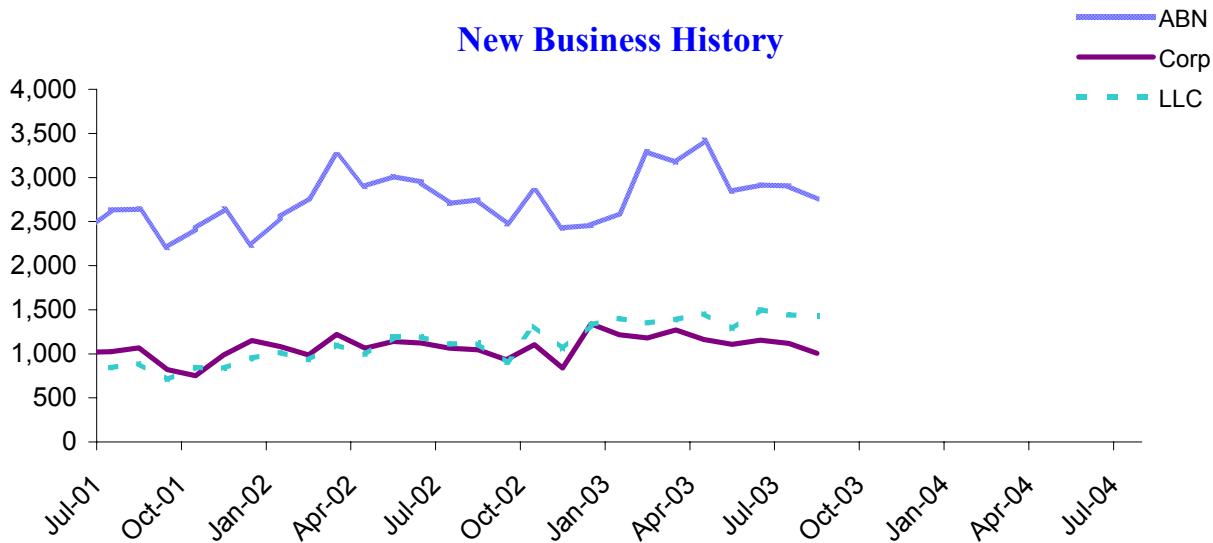
Business Report

Monthly update from Oregon's Secretary of State Bill Bradbury

New Business Applications

Business Type	Latest Month	Previous Month	12 Months Ago	Change Year Ago
New Oregon Corporations (Domestic & Foreign: Business, Nonprofit, Professional)	1,004	1,118	1,044	-3.8%
Assumed Business Names	2,750	2,902	2,748	0.1%
Limited Liability Companies	1,430	1,440	1,117	28.0%
Limited Liability Partnerships/Limited Partnerships	37	36	29	27.6%
Business Registry Total	5,221	5,496	4,938	5.7%

New Business History



Total Active Business Filings

Business Type	Latest Month	Previous Month	12 Months Ago	Change Year Ago
Oregon Corporations (Domestic & Foreign: Business, Nonprofit, Professional)	115,696	115,671	112,284	3.0%
Assumed Business Names	148,533	147,968	142,877	4.0%
Limited Liability Companies	45,868	47,859	38,028	20.6%
Limited Liability Partnerships/Limited Partnerships	3,892	3,888	3,831	1.6%
Business Registry Total	313,989	315,386	297,020	5.7%



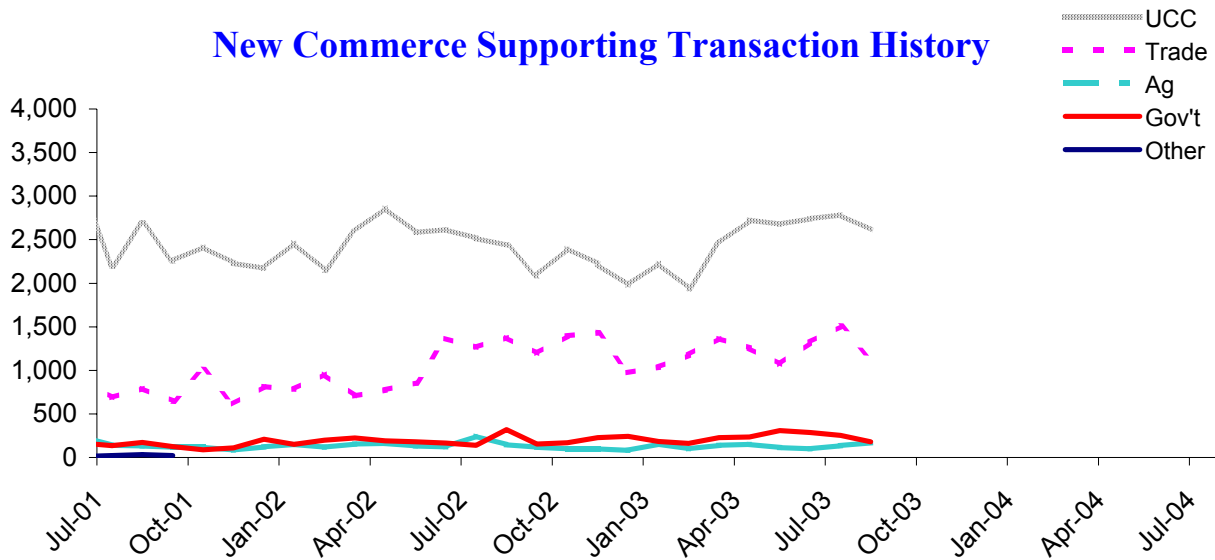
UCC & Notary Report

Monthly update from Oregon's Secretary of State Bill Bradbury

New Commerce Supporting Transactions

Filing Transaction Type	Latest Month	Previous Month	12 Months Ago	Change Year Ago
Uniform Commercial Code	2,612	2,786	2,436	7.2%
Agricultural Liens (EFS, ASL, Grain, Ag produce)	170	135	147	15.6%
Government Liens (IRS, Revenue, Employment)	181	253	318	-43.1%
Other Liens *	21	33	10	110.0%
Secured Transaction Total	2,984	3,207	2,911	2.5%
Notary Authentications for International Trade	1,138	1,507	1,378	-17.4%

New Commerce Supporting Transaction History



Total Active Filings

Filing Transaction Type	Latest Month	Previous Month	12 Months Ago	Change Year Ago
Uniform Commercial Code	176,438	177,117	185,395	-4.8%
Agricultural Liens (EFS, ASL, Grain, Ag produce)	6,612	6,585	6,732	-1.8%
Government Liens (IRS, Revenue, Employment)	17,444	17,689	19,856	-12.1%
Other Liens *	1,423	1,402	1,201	18.5%
Secured Transaction Total	201,917	202,793	213,184	-5.3%
Commissioned Notaries Public	45,088	45,015	44,528	1.3%

* Other Liens include: Transmitting Utility, Hazardous Waste, Manufactured Housing, and Public Finance



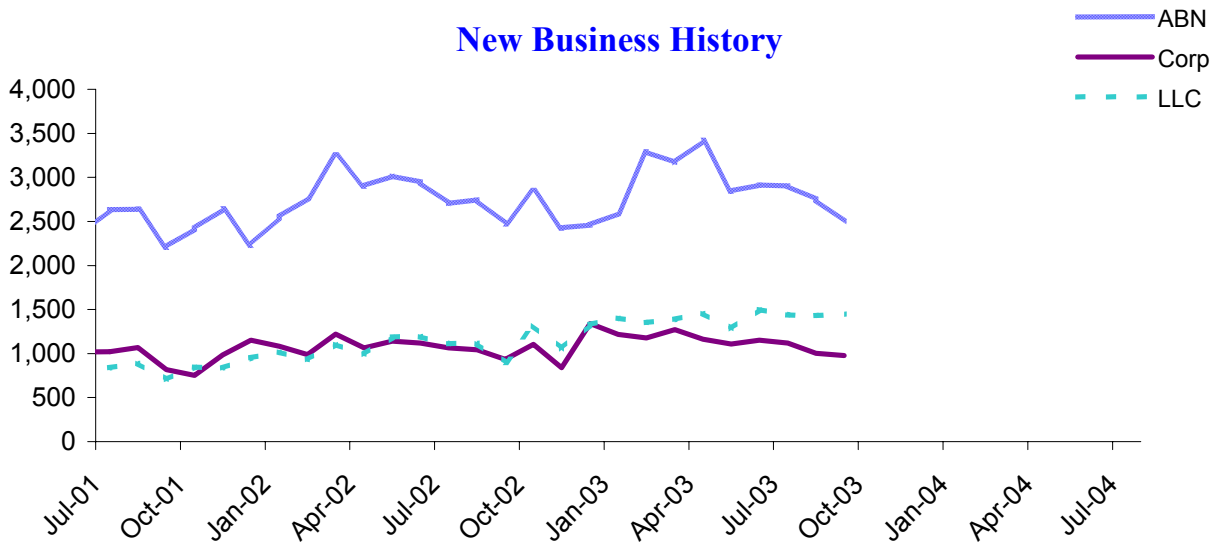
Business Report

Monthly update from Oregon's Secretary of State Bill Bradbury

New Business Applications

Business Type	Latest Month	Previous Month	12 Months Ago	Change Year Ago
New Oregon Corporations (Domestic & Foreign: Business, Nonprofit, Professional)	977	1,004	932	4.8%
Assumed Business Names	2,500	2,750	2,474	1.1%
Limited Liability Companies	1,446	1,430	902	60.3%
Limited Liability Partnerships/Limited Partnerships	31	37	26	19.2%
Business Registry Total	4,954	5,221	4,334	14.3%

New Business History



Total Active Business Filings

Business Type	Latest Month	Previous Month	12 Months Ago	Change Year Ago
Oregon Corporations (Domestic & Foreign: Business, Nonprofit, Professional)	115,908	115,696	112,451	3.1%
Assumed Business Names	148,966	148,533	143,499	3.8%
Limited Liability Companies	49,643	45,868	38,636	28.5%
Limited Liability Partnerships/Limited Partnerships	3,897	3,892	3,832	1.7%
Business Registry Total	318,414	313,989	298,418	6.7%



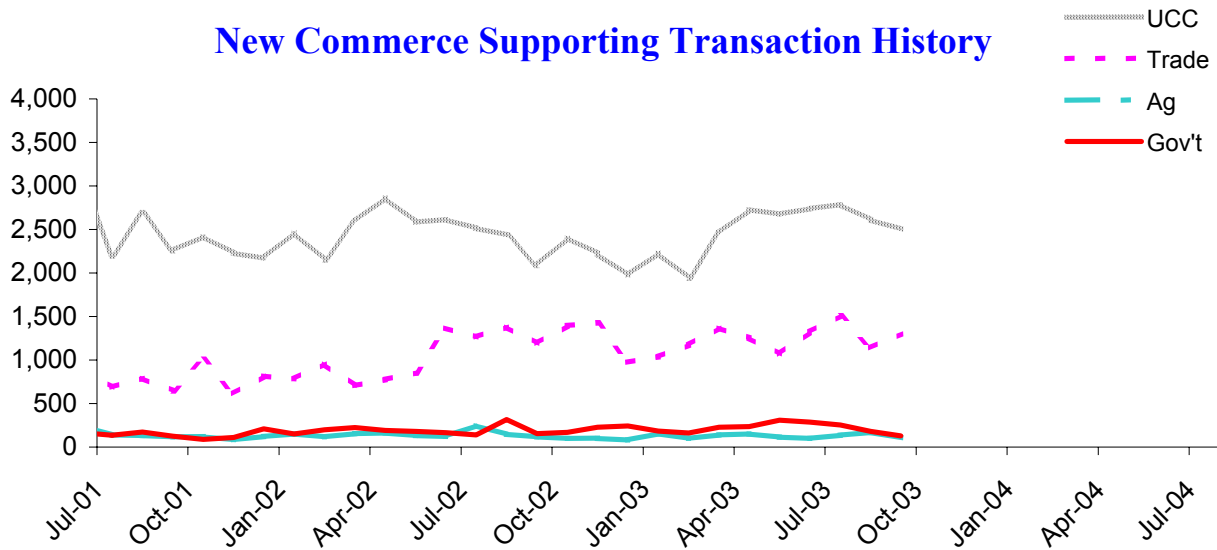
UCC & Notary Report

Monthly update from Oregon's Secretary of State Bill Bradbury

New Commerce Supporting Transactions

Filing Transaction Type	Latest Month	Previous Month	12 Months Ago	Change Year Ago
Uniform Commercial Code	2,504	2,612	2,088	19.9%
Agricultural Liens (EFS, ASL, Grain, Ag produce)	106	170	116	-8.6%
Government Liens (IRS, Revenue, Employment)	128	181	153	-16.3%
Other Liens *	42	21	32	31.3%
Secured Transaction Total	2,780	2,984	2,389	16.4%
Notary Authentications for International Trade	1,301	1,138	1,192	9.1%

New Commerce Supporting Transaction History



Total Active Filings

Filing Transaction Type	Latest Month	Previous Month	12 Months Ago	Change Year Ago
Uniform Commercial Code	174,040	176,438	184,613	-5.7%
Agricultural Liens (EFS, ASL, Grain, Ag produce)	6,579	6,612	6,743	-2.4%
Government Liens (IRS, Revenue, Employment)	17,029	17,444	19,576	-13.0%
Other Liens *	1,464	1,423	1,228	19.2%
Secured Transaction Total	199,112	201,917	212,160	-6.2%
Commissioned Notaries Public	45,279	45,088	44,496	1.8%

* Other Liens include: Transmitting Utility, Hazardous Waste, Manufactured Housing, and Public Finance



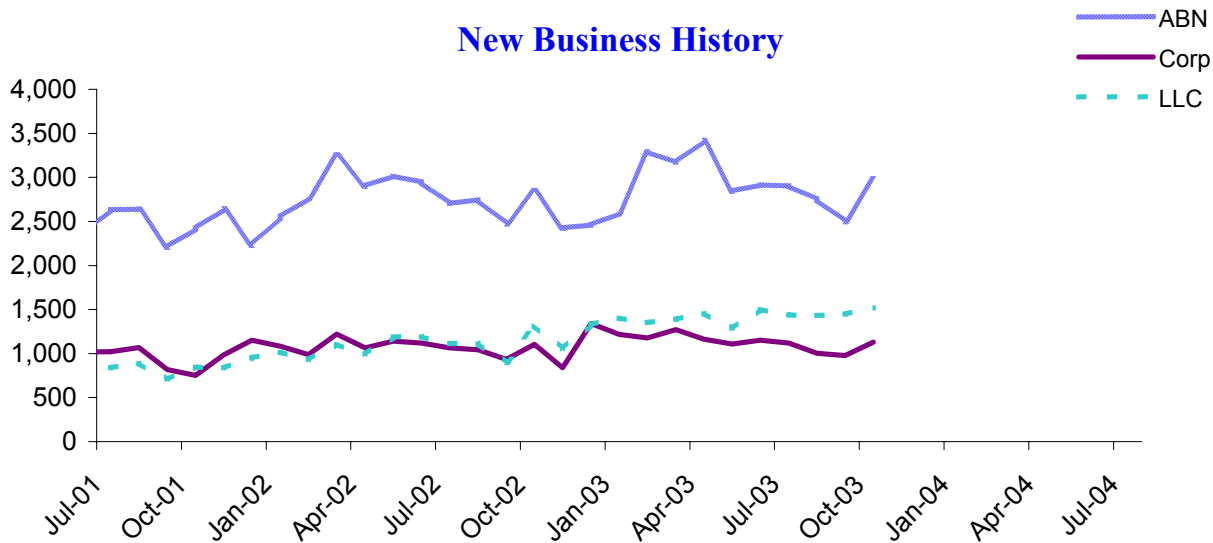
Business Report

Monthly update from Oregon's Secretary of State Bill Bradbury

New Business Applications

Business Type	Latest Month	Previous Month	12 Months Ago	Change Year Ago
New Oregon Corporations (Domestic & Foreign: Business, Nonprofit, Professional)	1,131	977	1,105	2.4%
Assumed Business Names	2,982	2,500	2,847	4.7%
Limited Liability Companies	1,524	1,446	1,319	15.5%
Limited Liability Partnerships/Limited Partnerships	32	31	43	-25.6%
Business Registry Total	5,669	4,954	5,314	6.7%

New Business History



Total Active Business Filings

Business Type	Latest Month	Previous Month	12 Months Ago	Change Year Ago
Oregon Corporations (Domestic & Foreign: Business, Nonprofit, Professional)	116,120	115,908	112,835	2.9%
Assumed Business Names	149,175	148,966	143,551	3.9%
Limited Liability Companies	47,775	46,859	39,588	20.7%
Limited Liability Partnerships/Limited Partnerships	3,887	3,897	3,858	0.8%
Business Registry Total	316,957	315,630	299,832	5.7%



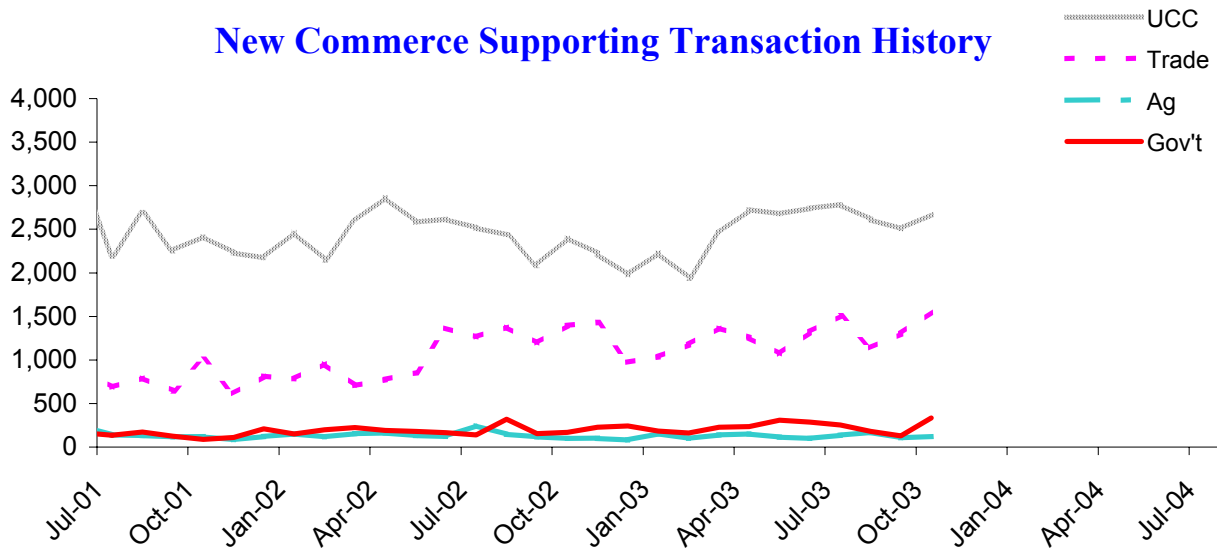
UCC & Notary Report

Monthly update from Oregon's Secretary of State Bill Bradbury

New Commerce Supporting Transactions

Filing Transaction Type	Latest Month	Previous Month	12 Months Ago	Change Year Ago
Uniform Commercial Code	2,669	2,504	2,403	11.1%
Agricultural Liens (EFS, ASL, Grain, Ag produce)	121	106	98	23.5%
Government Liens (IRS, Revenue, Employment)	335	128	168	99.4%
Other Liens *	20	42	29	-31.0%
Secured Transaction Total	3,145	2,780	2,698	16.6%
Notary Authentications for International Trade	1,552	1,301	1,397	11.1%

New Commerce Supporting Transaction History



Total Active Filings

Filing Transaction Type	Latest Month	Previous Month	12 Months Ago	Change Year Ago
Uniform Commercial Code	175,580	174,040	183,846	-4.5%
Agricultural Liens (EFS, ASL, Grain, Ag produce)	6,652	6,579	6,717	-1.0%
Government Liens (IRS, Revenue, Employment)	17,231	17,029	19,197	-10.2%
Other Liens *	1,463	1,464	1,259	16.2%
Secured Transaction Total	200,926	199,112	211,019	-4.8%
Commissioned Notaries Public	45,336	45,279	44,555	1.8%

* Other Liens include: Transmitting Utility, Hazardous Waste, Manufactured Housing, and Public Finance



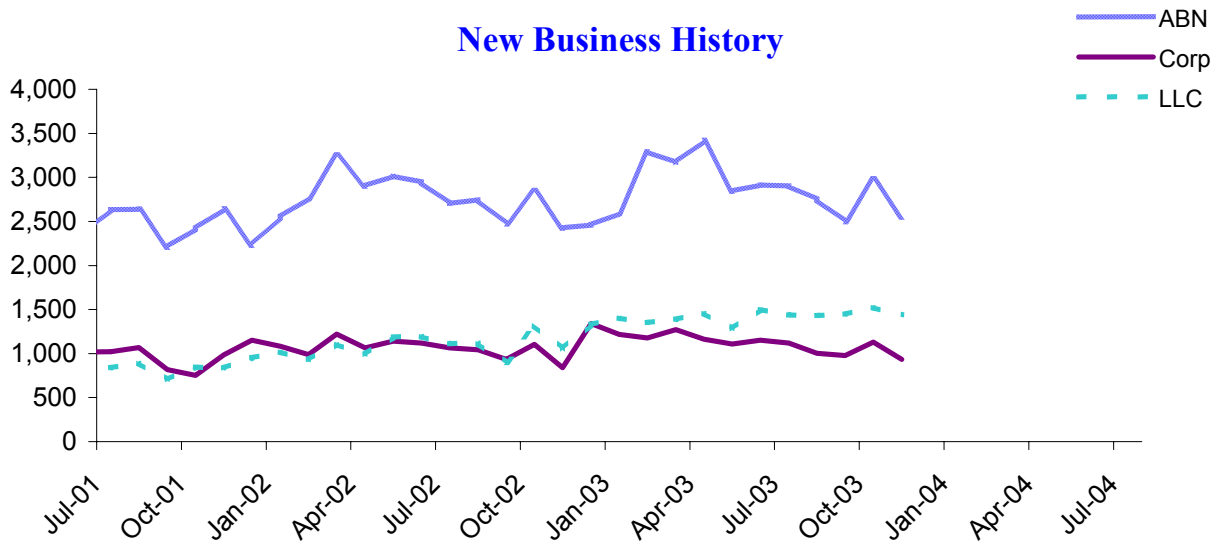
Business Report

Monthly update from Oregon's Secretary of State Bill Bradbury

New Business Applications

Business Type	Latest Month	Previous Month	12 Months Ago	Change Year Ago
New Oregon Corporations (Domestic & Foreign: Business, Nonprofit, Professional)	935	1,131	839	11.4%
Assumed Business Names	2,551	2,982	2,427	5.1%
Limited Liability Companies	1,437	1,524	1,052	36.6%
Limited Liability Partnerships/Limited Partnerships	39	32	42	-7.1%
Business Registry Total	4,962	5,669	4,360	13.8%

New Business History



Total Active Business Filings

Business Type	Latest Month	Previous Month	12 Months Ago	Change Year Ago
Oregon Corporations (Domestic & Foreign: Business, Nonprofit, Professional)	116,346	116,120	112,690	3.2%
Assumed Business Names	149,778	149,175	144,056	4.0%
Limited Liability Companies	51,582	50,627	40,191	28.3%
Limited Liability Partnerships/Limited Partnerships	3,913	3,887	3,863	1.3%
Business Registry Total	321,619	319,809	300,800	6.9%



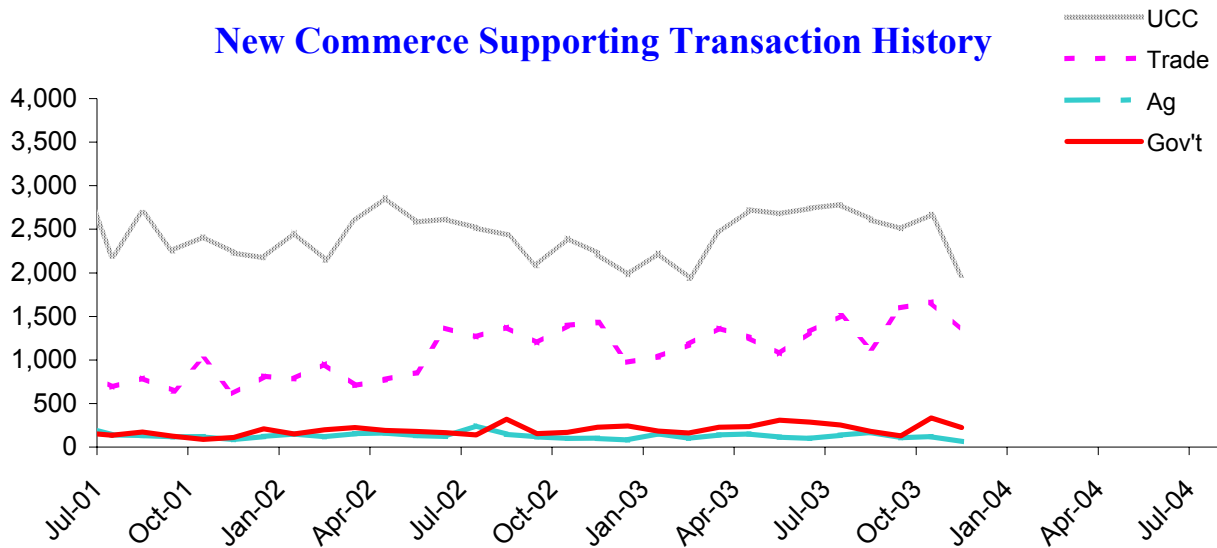
UCC & Notary Report

Monthly update from Oregon's Secretary of State Bill Bradbury

New Commerce Supporting Transactions

Filing Transaction Type	Latest Month	Previous Month	12 Months Ago	Change Year Ago
Uniform Commercial Code	1,974	2,669	2,224	-11.2%
Agricultural Liens (EFS, ASL, Grain, Ag produce)	61	121	100	-39.0%
Government Liens (IRS, Revenue, Employment)	224	335	229	-2.2%
Other Liens *	22	20	20	10.0%
Secured Transaction Total	2,281	3,145	2,573	-11.3%
Notary Authentications for International Trade	1,332	1,667	1,427	-6.7%

New Commerce Supporting Transaction History



Total Active Filings

Filing Transaction Type	Latest Month	Previous Month	12 Months Ago	Change Year Ago
Uniform Commercial Code	174,725	175,580	183,014	-4.5%
Agricultural Liens (EFS, ASL, Grain, Ag produce)	6,562	6,652	6,593	-0.5%
Government Liens (IRS, Revenue, Employment)	17,077	17,231	18,939	-9.8%
Other Liens *	1,484	1,463	1,269	16.9%
Secured Transaction Total	199,848	200,926	209,815	-4.8%
Commissioned Notaries Public	45,314	45,336	44,634	1.5%

* Other Liens include: Transmitting Utility, Hazardous Waste, Manufactured Housing, and Public Finance



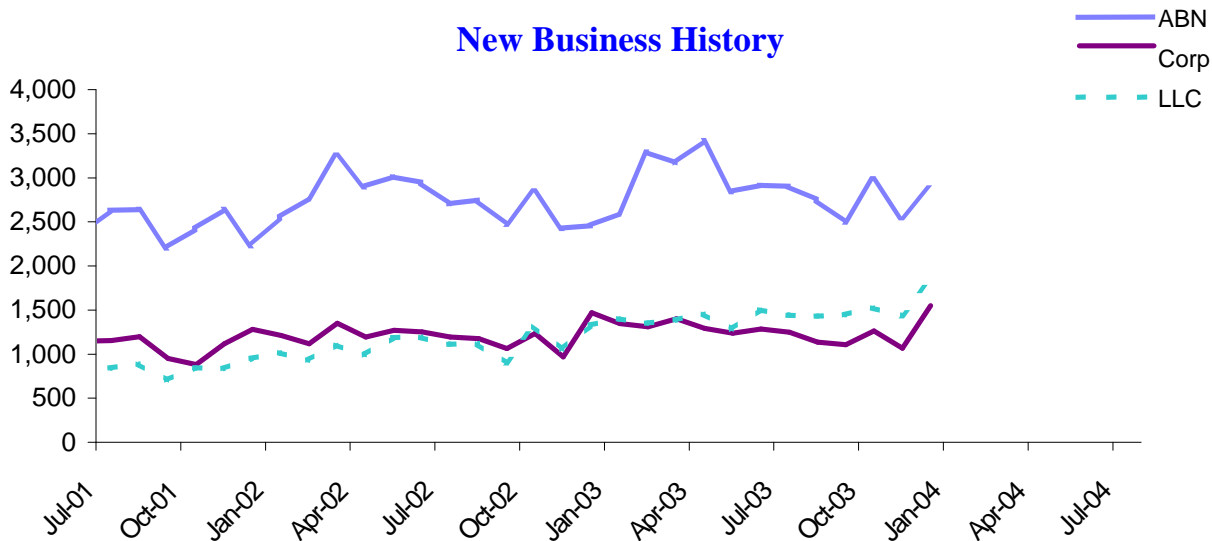
Business Report

Monthly update from Oregon's Secretary of State Bill Bradbury

New Business Applications

Business Type	Latest Month	Previous Month	12 Months Ago	Change Year Ago
New Oregon Corporations (Domestic & Foreign: Business, Nonprofit, Professional)	1,418	935	1,341	5.7%
Assumed Business Names	2,882	2,551	2,458	17.2%
Limited Liability Companies	1,826	1,437	1,329	37.4%
Limited Liability Partnerships/Limited Partnerships	68	39	41	65.9%
Business Registry Total	6,194	4,962	5,169	19.8%

New Business History



Total Active Business Filings

Business Type	Latest Month	Previous Month	12 Months Ago	Change Year Ago
Oregon Corporations (Domestic & Foreign: Business, Nonprofit, Professional)	117,008	116,346	113,214	3.4%
Assumed Business Names	149,836	149,778	144,525	3.7%
Limited Liability Companies	52,839	51,582	41,170	28.3%
Limited Liability Partnerships/Limited Partnerships	3,946	3,913	3,865	2.1%
Business Registry Total	323,629	321,619	302,774	6.9%



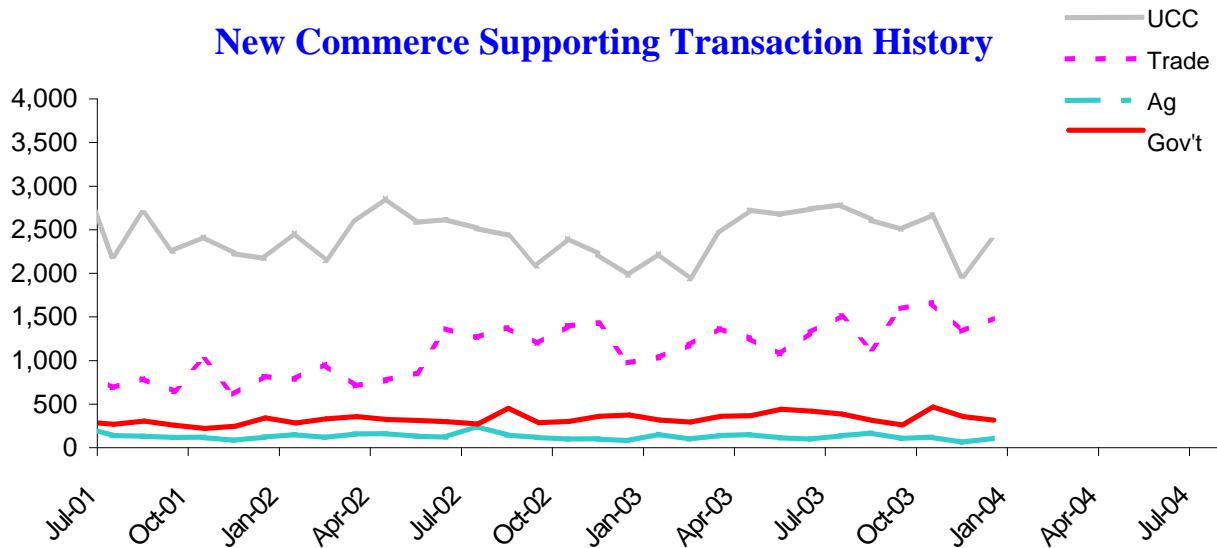
UCC & Notary Report

Monthly update from Oregon's Secretary of State Bill Bradbury

New Commerce Supporting Transactions

Filing Transaction Type	Latest Month	Previous Month	12 Months Ago	Change Year Ago
Uniform Commercial Code	2,376	1,974	1,975	20.3%
Agricultural Liens (EFS, ASL, Grain, Ag produce)	108	61	82	31.7%
Government Liens (IRS, Revenue, Employment)	184	224	243	-24.3%
Other Liens *	14	22	18	-22.2%
Secured Transaction Total	2,682	2,281	2,318	15.7%
Notary Authentications for International Trade	1,481	1,332	974	52.1%

New Commerce Supporting Transaction History



Total Active Filings

Filing Transaction Type	Latest Month	Previous Month	12 Months Ago	Change Year Ago
Uniform Commercial Code	174,047	174,725	182,346	-4.6%
Agricultural Liens (EFS, ASL, Grain, Ag produce)	6,563	6,562	6,575	-0.2%
Government Liens (IRS, Revenue, Employment)	16,994	17,077	18,693	-9.1%
Other Liens *	1,495	1,484	1,297	15.3%
Secured Transaction Total	199,099	199,848	208,911	-4.7%
Commissioned Notaries Public	45,421	45,314	44,588	1.9%

* Other Liens include: Transmitting Utility, Hazardous Waste, Manufactured Housing, and Public Finance