



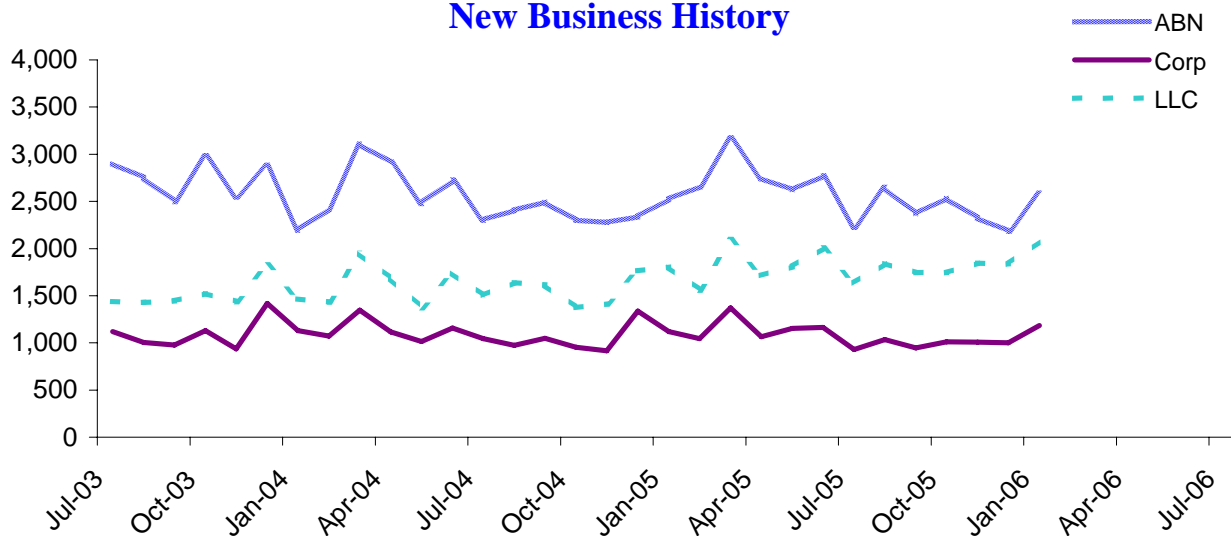
Business Report

Monthly update from Oregon's Secretary of State Bill Bradbury

New Business Applications

Business Type	Latest Month	Previous Month	12 Months Ago	Change Year Ago
New Oregon Corporations (Domestic & Foreign: Business, Nonprofit, Professional)	1,184	1,002	1,121	5.6%
Assumed Business Names	2,585	2,186	2,524	2.4%
Limited Liability Companies	2,079	1,834	1,806	15.1%
Limited Liability Partnerships/Limited Partnerships	29	37	36	-19.4%
Business Registry Total	5,877	5,059	5,487	7.1%

New Business History



Total Active Business Filings

Business Type	Latest Month	Previous Month	12 Months Ago	Change Year Ago
Oregon Corporations (Domestic & Foreign: Business, Nonprofit, Professional)	120,969	120,417	118,498	2.1%
Assumed Business Names	145,459	144,829	145,848	-0.3%
Limited Liability Companies	75,903	74,614	64,278	18.1%
Limited Liability Partnerships/Limited Partnerships	3,978	3,981	3,983	-0.1%
Business Registry Total	346,309	343,841	332,607	4.1%



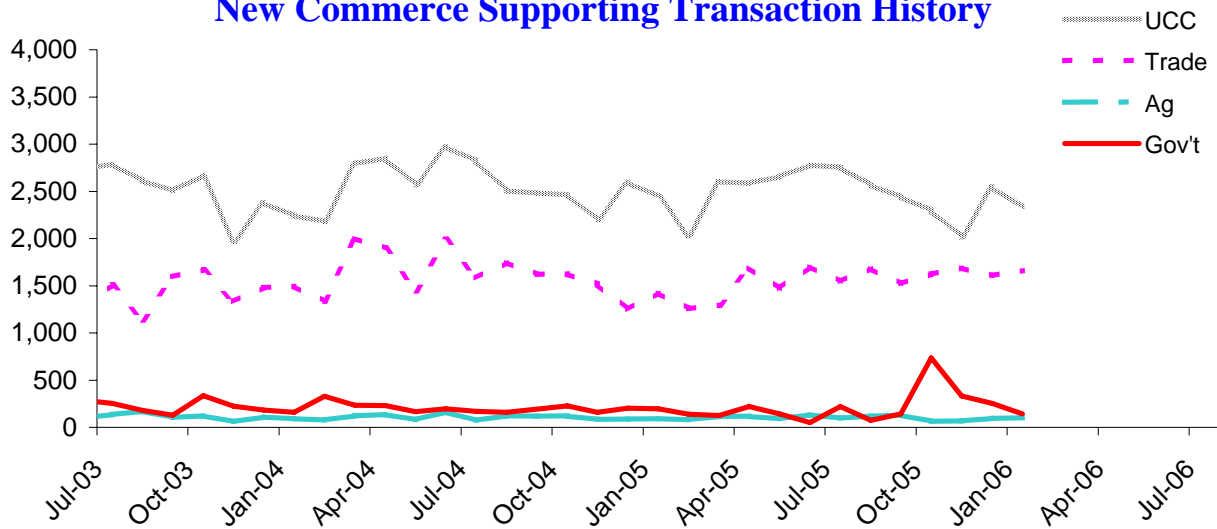
UCC & Notary Report

Monthly update from Oregon's Secretary of State Bill Bradbury

New Commerce Supporting Transactions

Filing Transaction Type	Latest Month	Previous Month	12 Months Ago	Change Year Ago
Uniform Commercial Code	2,331	2,545	2,447	-4.7%
Agricultural Liens (EFS, ASL, Grain, Ag produce)	101	95	91	11.0%
Government Liens (IRS, Revenue, Employment)	144	253	196	-26.5%
Other Liens *	3	1	6	-50.0%
Secured Transaction Total	2,579	2,894	2,740	-5.9%
Notary Authentications for International Trade	1,662	1,606	1,423	16.8%

New Commerce Supporting Transaction History



Total Active Filings

Filing Transaction Type	Latest Month	Previous Month	12 Months Ago	Change Year Ago
Uniform Commercial Code	161,769	162,311	167,066	-3.2%
Agricultural Liens (EFS, ASL, Grain, Ag produce)	5,983	6,053	6,257	-4.4%
Government Liens (IRS, Revenue, Employment)	14,395	14,469	15,728	-8.5%
Other Liens *	1,493	1,497	1,537	-2.9%
Secured Transaction Total	183,640	184,330	190,588	-3.6%
Commissioned Notaries Public	47,612	47,493	46,396	2.6%

* Other Liens include: Transmitting Utility, Hazardous Waste, Manufactured Housing, and Public Finance



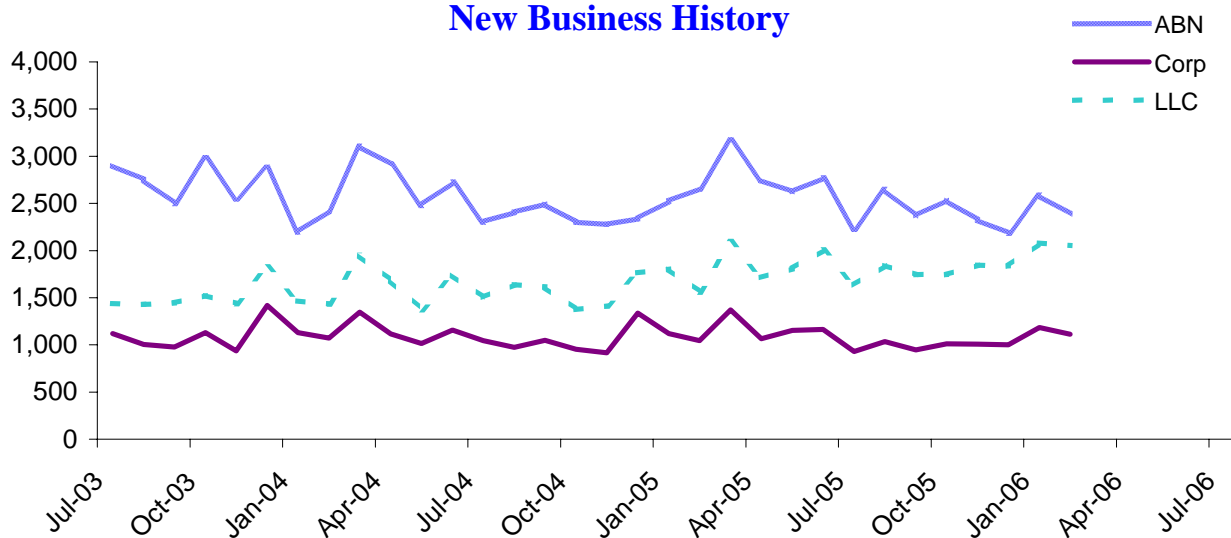
Business Report

Monthly update from Oregon's Secretary of State Bill Bradbury

New Business Applications

Business Type	Latest Month	Previous Month	12 Months Ago	Change Year Ago
New Oregon Corporations (Domestic & Foreign: Business, Nonprofit, Professional)	1,112	1,184	1,046	6.3%
Assumed Business Names	2,390	2,585	2,658	-10.1%
Limited Liability Companies	2,051	2,079	1,560	31.5%
Limited Liability Partnerships/Limited Partnerships	34	29	36	-5.6%
Business Registry Total	5,587	5,877	5,300	5.4%

New Business History



Total Active Business Filings

Business Type	Latest Month	Previous Month	12 Months Ago	Change Year Ago
Oregon Corporations (Domestic & Foreign: Business, Nonprofit, Professional)	121,233	120,969	118,672	2.2%
Assumed Business Names	145,951	145,459	146,069	-0.1%
Limited Liability Companies	77,113	75,903	65,003	18.6%
Limited Liability Partnerships/Limited Partnerships	3,968	3,978	3,982	-0.4%
Business Registry Total	348,265	346,309	333,726	4.4%



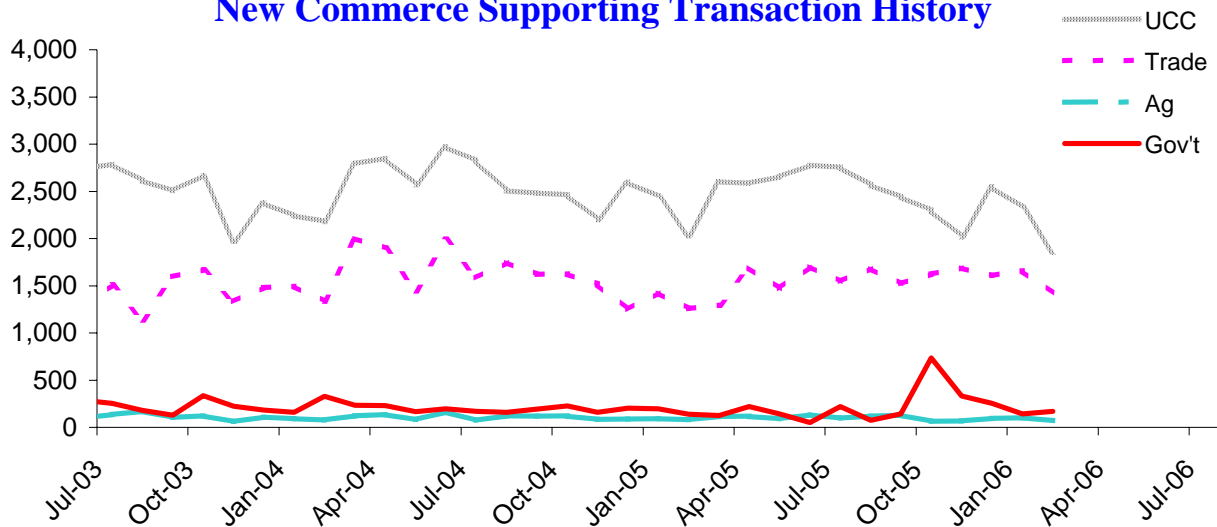
UCC & Notary Report

Monthly update from Oregon's Secretary of State Bill Bradbury

New Commerce Supporting Transactions

Filing Transaction Type	Latest Month	Previous Month	12 Months Ago	Change Year Ago
Uniform Commercial Code	1,859	2,331	2,034	-8.6%
Agricultural Liens (EFS, ASL, Grain, Ag produce)	71	101	80	-11.3%
Government Liens (IRS, Revenue, Employment)	169	144	138	22.5%
Other Liens *	4	3	6	-33.3%
Secured Transaction Total	2,103	2,579	2,258	-6.9%
Notary Authentications for International Trade	1,422	1,662	1,257	13.1%

New Commerce Supporting Transaction History



Total Active Filings

Filing Transaction Type	Latest Month	Previous Month	12 Months Ago	Change Year Ago
Uniform Commercial Code	160,838	161,769	166,339	-3.3%
Agricultural Liens (EFS, ASL, Grain, Ag produce)	5,931	5,983	6,239	-4.9%
Government Liens (IRS, Revenue, Employment)	14,263	14,395	15,515	-8.1%
Other Liens *	1,495	1,493	1,540	-2.9%
Secured Transaction Total	182,527	183,640	189,633	-3.7%
Commissioned Notaries Public	47,612	47,612	46,496	2.4%

* Other Liens include: Transmitting Utility, Hazardous Waste, Manufactured Housing, and Public Finance



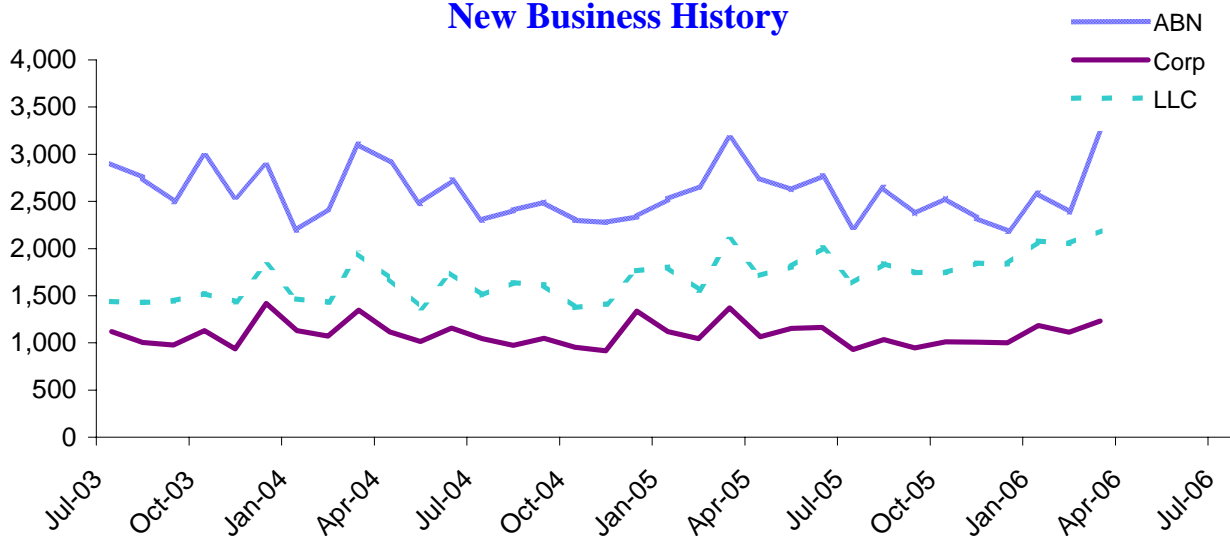
Business Report

Monthly update from Oregon's Secretary of State Bill Bradbury

New Business Applications

Business Type	Latest Month	Previous Month	12 Months Ago	Change Year Ago
New Oregon Corporations (Domestic & Foreign: Business, Nonprofit, Professional)	1,230	1,112	1,370	-10.2%
Assumed Business Names	3,219	2,390	3,170	1.5%
Limited Liability Companies	2,187	2,051	2,094	4.4%
Limited Liability Partnerships/Limited Partnerships	48	34	37	29.7%
Business Registry Total	6,684	5,587	6,671	0.2%

New Business History



Total Active Business Filings

Business Type	Latest Month	Previous Month	12 Months Ago	Change Year Ago
Oregon Corporations (Domestic & Foreign: Business, Nonprofit, Professional)	121,457	121,233	119,202	1.9%
Assumed Business Names	146,388	145,951	145,767	0.4%
Limited Liability Companies	78,276	77,113	66,332	18.0%
Limited Liability Partnerships/Limited Partnerships	3,973	3,968	4,000	-0.7%
Business Registry Total	350,094	348,265	335,301	4.4%



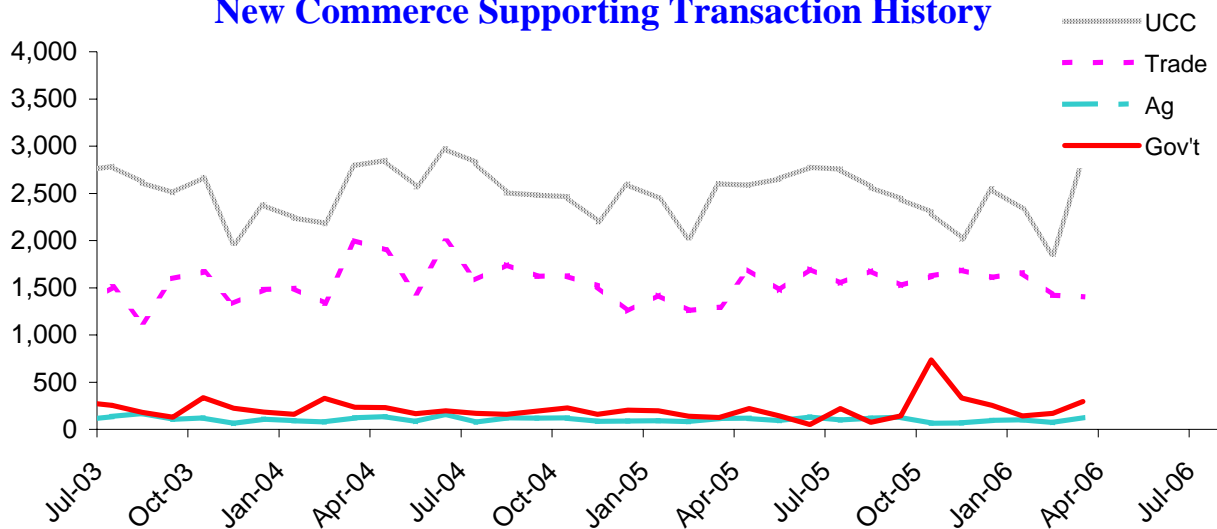
UCC & Notary Report

Monthly update from Oregon's Secretary of State Bill Bradbury

New Commerce Supporting Transactions

Filing Transaction Type	Latest Month	Previous Month	12 Months Ago	Change Year Ago
Uniform Commercial Code	2,847	1,859	2,599	9.5%
Agricultural Liens (EFS, ASL, Grain, Ag produce)	127	71	114	11.4%
Government Liens (IRS, Revenue, Employment)	296	169	127	133.1%
Other Liens *	2	4	5	-60.0%
Secured Transaction Total	3,272	2,103	2,845	15.0%
Notary Authentications for International Trade	1,403	1,394	1,296	8.3%

New Commerce Supporting Transaction History



Total Active Filings

Filing Transaction Type	Latest Month	Previous Month	12 Months Ago	Change Year Ago
Uniform Commercial Code	161,109	160,838	165,877	-2.9%
Agricultural Liens (EFS, ASL, Grain, Ag produce)	5,888	5,931	6,199	-5.0%
Government Liens (IRS, Revenue, Employment)	14,371	14,263	15,483	-7.2%
Other Liens *	1,498	1,495	1,544	-3.0%
Secured Transaction Total	182,866	182,527	189,103	-3.3%
Commissioned Notaries Public	47,826	47,612	46,483	2.9%

* Other Liens include: Transmitting Utility, Hazardous Waste, Manufactured Housing, and Public Finance



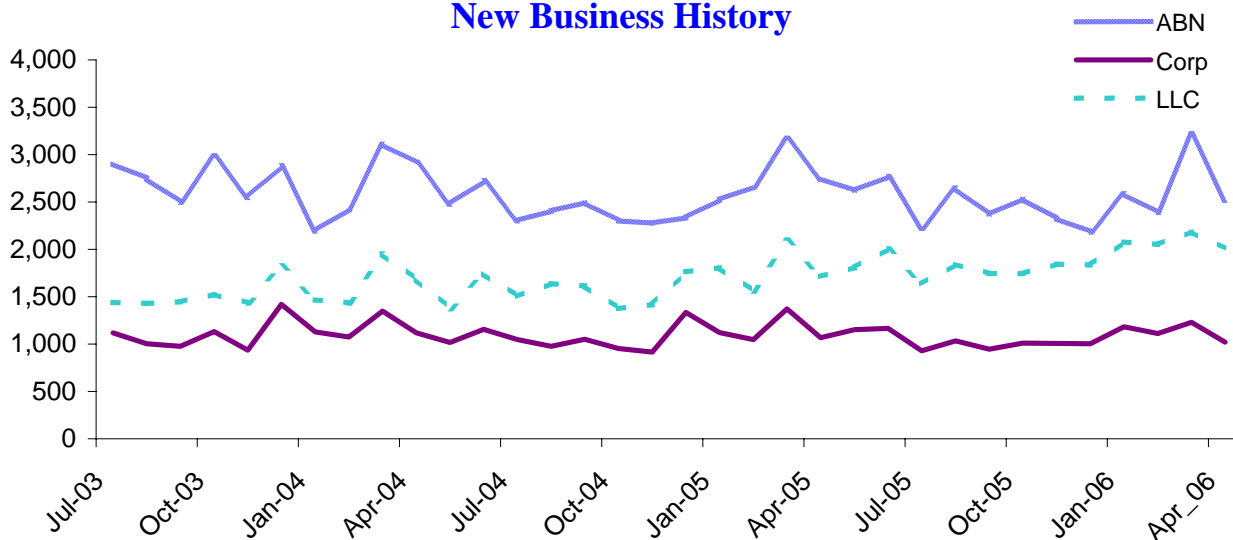
Business Report

Monthly update from Oregon's Secretary of State Bill Bradbury

New Business Applications

Business Type	Latest Month	Previous Month	12 Months Ago	Change Year Ago
New Oregon Corporations (Domestic & Foreign: Business, Nonprofit, Professional)	1,019	1,230	1,067	-4.5%
Assumed Business Names	2,521	3,219	2,746	-8.2%
Limited Liability Companies	2,008	2,187	1,713	17.2%
Limited Liability Partnerships/Limited Partnerships	31	48	32	-3.1%
Business Registry Total	5,579	6,684	5,558	0.4%

New Business History



Total Active Business Filings

Business Type	Latest Month	Previous Month	12 Months Ago	Change Year Ago
Oregon Corporations (Domestic & Foreign: Business, Nonprofit, Professional)	121,630	121,457	119,052	2.2%
Assumed Business Names	146,557	146,388	145,703	0.6%
Limited Liability Companies	79,532	78,276	67,016	18.7%
Limited Liability Partnerships/Limited Partnerships	3,980	3,973	3,999	-0.5%
Business Registry Total	351,699	350,094	335,770	4.7%



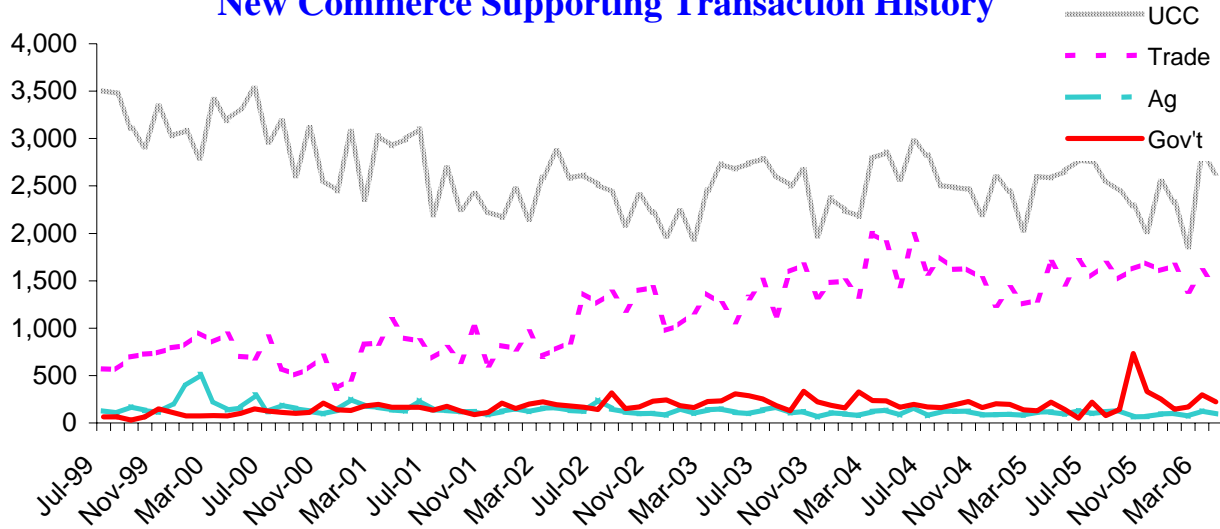
UCC & Notary Report

Monthly update from Oregon's Secretary of State Bill Bradbury

New Commerce Supporting Transactions

Filing Transaction Type	Latest Month	Previous Month	12 Months Ago	Change Year Ago
Uniform Commercial Code	2,639	2,847	2,586	2.0%
Agricultural Liens (EFS, ASL, Grain, Ag produce)	95	127	116	-18.1%
Government Liens (IRS, Revenue, Employment)	223	296	219	1.8%
Other Liens *	2	2	4	-50.0%
Secured Transaction Total	2,959	3,272	2,925	1.2%
Notary Authentications for International Trade	1,421	1,605	1,691	-16.0%

New Commerce Supporting Transaction History



Total Active Filings

Filing Transaction Type	Latest Month	Previous Month	12 Months Ago	Change Year Ago
Uniform Commercial Code	160,887	161,109	165,394	-2.7%
Agricultural Liens (EFS, ASL, Grain, Ag produce)	5,843	5,888	6,195	-5.7%
Government Liens (IRS, Revenue, Employment)	14,369	14,371	15,383	-6.6%
Other Liens *	1,497	1,498	1,546	-3.2%
Secured Transaction Total	182,596	182,866	188,518	-3.1%
Commissioned Notaries Public	48,021	47,826	46,649	2.9%

* Other Liens include: Transmitting Utility, Hazardous Waste, Manufactured Housing, and Public Finance



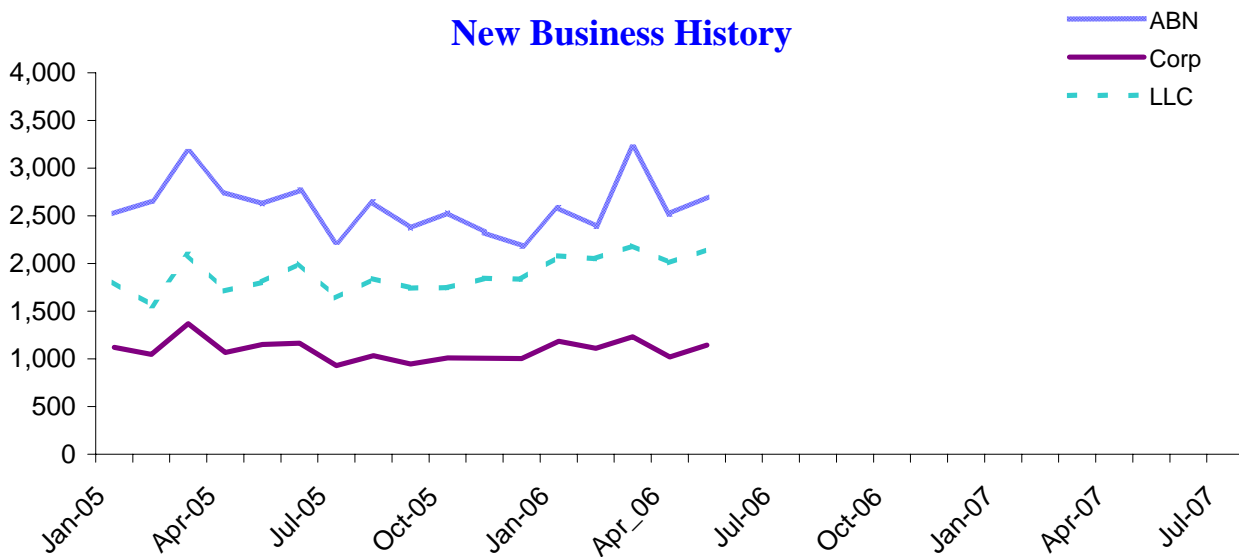
Business Report

Monthly update from Oregon's Secretary of State Bill Bradbury

New Business Applications

Business Type	Latest Month	Previous Month	12 Months Ago	Change Year Ago
New Oregon Corporations (Domestic & Foreign: Business, Nonprofit, Professional)	1,145	1,019	1,152	-0.6%
Assumed Business Names	2,698	2,521	2,623	2.9%
Limited Liability Companies	2,149	2,008	1,807	18.9%
Limited Liability Partnerships/Limited Partnerships	32	31	30	6.7%
Business Registry Total	6,024	5,579	5,612	7.3%

New Business History



Total Active Business Filings

Business Type	Latest Month	Previous Month	12 Months Ago	Change Year Ago
Oregon Corporations (Domestic & Foreign: Business, Nonprofit, Professional)	121,871	121,630	119,329	2.1%
Assumed Business Names	147,100	146,557	145,798	0.9%
Limited Liability Companies	80,729	79,532	68,091	18.6%
Limited Liability Partnerships/Limited Partnerships	3,995	3,980	4,006	-0.3%
Business Registry Total	353,695	351,699	337,224	4.9%



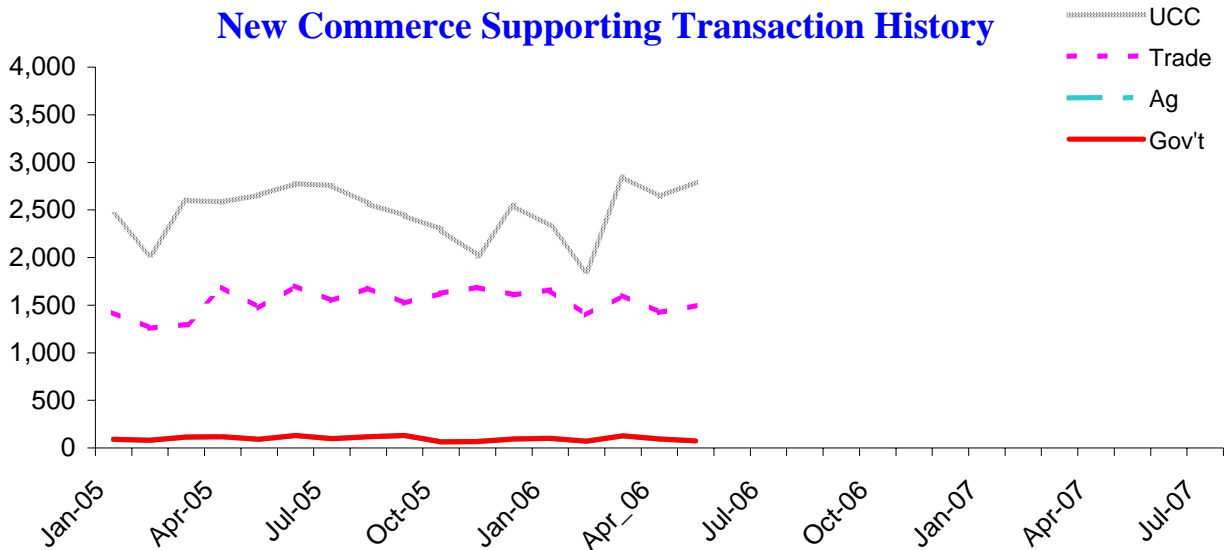
UCC & Notary Report

Monthly update from Oregon's Secretary of State Bill Bradbury

New Commerce Supporting Transactions

Filing Transaction Type	Latest Month	Previous Month	12 Months Ago	Change Year Ago
Uniform Commercial Code	2,794	2,639	2,654	5.3%
Agricultural Liens (EFS, ASL, Grain, Ag produce)	75	95	91	-17.6%
Government Liens (IRS, Revenue, Employment)	193	223	143	35.0%
Other Liens *	3	2	1	200.0%
Secured Transaction Total	3,065	2,959	2,889	6.1%
Notary Authentications for International Trade	1,495	1,421	1,470	1.7%

New Commerce Supporting Transaction History



Total Active Filings

Filing Transaction Type	Latest Month	Previous Month	12 Months Ago	Change Year Ago
Uniform Commercial Code	160,757	160,887	167,968	-4.3%
Agricultural Liens (EFS, ASL, Grain, Ag produce)	5,761	5,843	6,187	-6.9%
Government Liens (IRS, Revenue, Employment)	14,199	14,369	15,228	-6.8%
Other Liens *	1,569	1,568	1,545	1.6%
Secured Transaction Total	182,286	182,667	190,928	-4.5%
Commissioned Notaries Public	48,087	48,021	46,842	2.7%

* Other Liens include: Transmitting Utility, Hazardous Waste, Manufactured Housing, and Public Finance



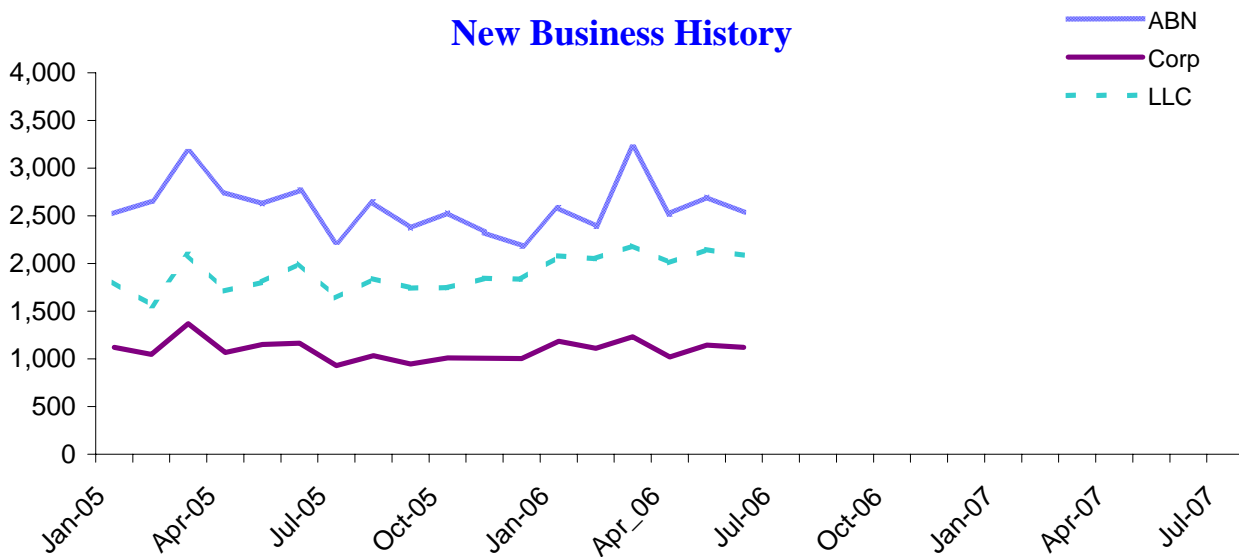
Business Report

Monthly update from Oregon's Secretary of State Bill Bradbury

New Business Applications

Business Type	Latest Month	Previous Month	12 Months Ago	Change Year Ago
New Oregon Corporations (Domestic & Foreign: Business, Nonprofit, Professional)	1,121	1,145	1,165	-3.8%
Assumed Business Names	2,534	2,698	2,768	-8.5%
Limited Liability Companies	2,085	2,149	2,005	4.0%
Limited Liability Partnerships/Limited Partnerships	36	32	41	-12.2%
Business Registry Total	5,776	6,024	5,979	-3.4%

New Business History



Total Active Business Filings

Business Type	Latest Month	Previous Month	12 Months Ago	Change Year Ago
Oregon Corporations (Domestic & Foreign: Business, Nonprofit, Professional)	121,908	121,871	119,700	1.8%
Assumed Business Names	146,785	147,100	145,598	0.8%
Limited Liability Companies	81,696	80,729	69,364	17.8%
Limited Liability Partnerships/Limited Partnerships	3,992	3,995	4,006	-0.3%
Business Registry Total	354,381	353,695	338,668	4.6%



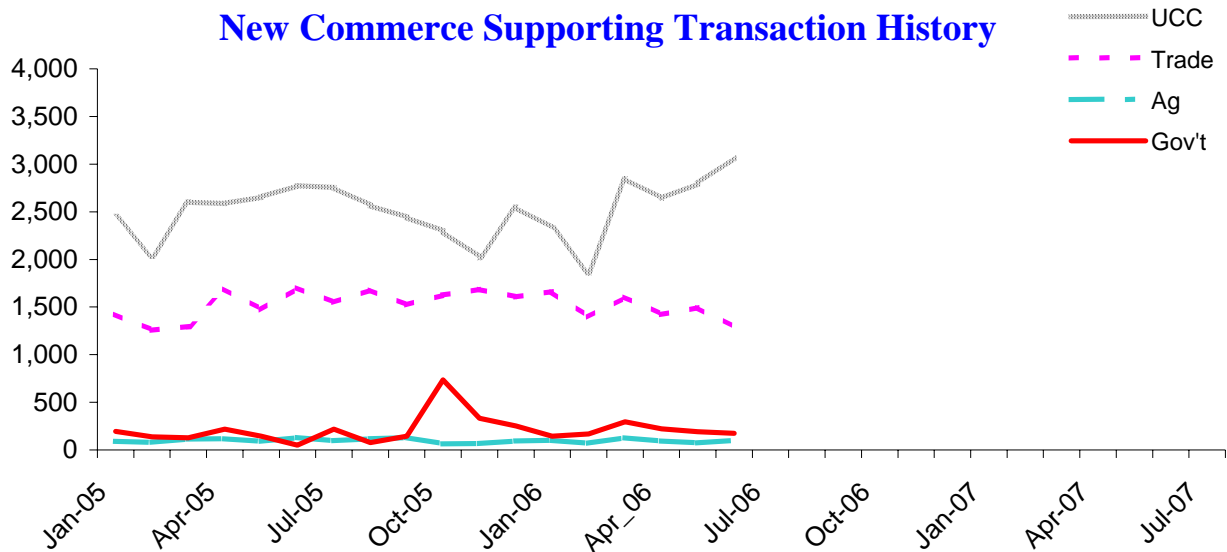
UCC & Notary Report

Monthly update from Oregon's Secretary of State Bill Bradbury

New Commerce Supporting Transactions

Filing Transaction Type	Latest Month	Previous Month	12 Months Ago	Change Year Ago
Uniform Commercial Code	3,070	2,794	2,775	10.6%
Agricultural Liens (EFS, ASL, Grain, Ag produce)	100	75	132	-24.2%
Government Liens (IRS, Revenue, Employment)	175	193	50	250.0%
Other Liens *	3	3	2	50.0%
Secured Transaction Total	3,348	3,065	2,959	13.1%
Notary Authentications for International Trade	1,288	1,495	1,703	-24.4%

New Commerce Supporting Transaction History



Total Active Filings

Filing Transaction Type	Latest Month	Previous Month	12 Months Ago	Change Year Ago
Uniform Commercial Code	163,051	160,757	164,554	-0.9%
Agricultural Liens (EFS, ASL, Grain, Ag produce)	5,542	5,761	6,206	-10.7%
Government Liens (IRS, Revenue, Employment)	15,737	14,199	14,992	5.0%
Other Liens *	1,571	1,569	1,547	1.6%
Secured Transaction Total	185,901	182,286	187,299	-0.7%
Commissioned Notaries Public	48,451	48,087	46,827	3.5%

* Other Liens include: Transmitting Utility, Hazardous Waste, Manufactured Housing, and Public Finance



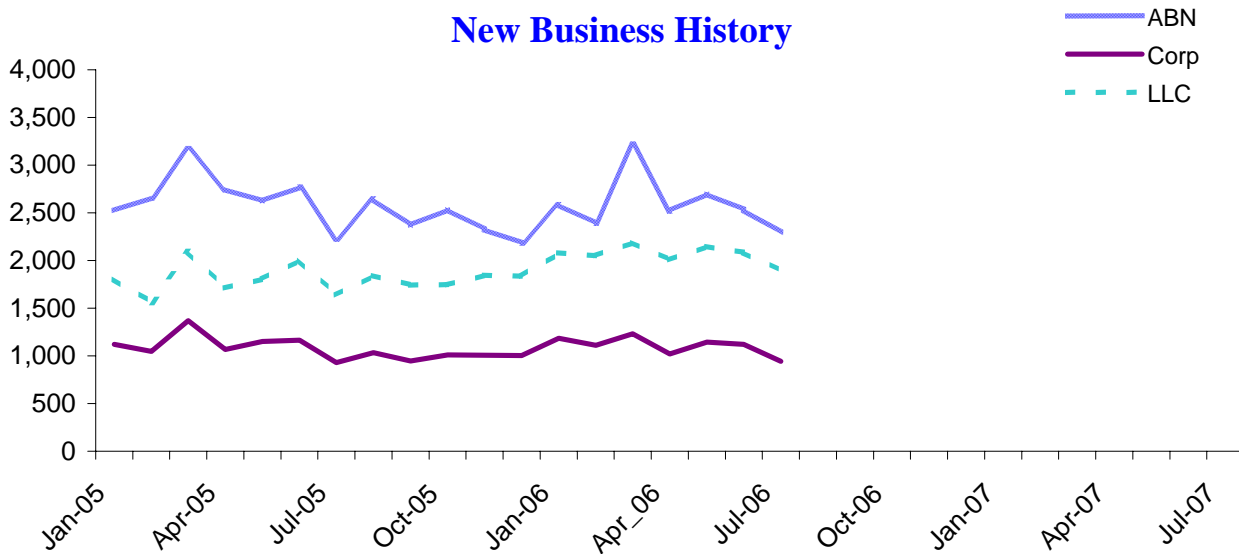
Business Report

Monthly update from Oregon's Secretary of State Bill Bradbury

New Business Applications

Business Type	Latest Month	Previous Month	12 Months Ago	Change Year Ago
New Oregon Corporations (Domestic & Foreign: Business, Nonprofit, Professional)	943	1,121	1,046	-9.8%
Assumed Business Names	2,295	2,534	2,303	-0.3%
Limited Liability Companies	1,892	2,085	1,502	26.0%
Limited Liability Partnerships/Limited Partnerships	24	36	32	-25.0%
Business Registry Total	5,154	5,776	4,883	5.5%

New Business History



Total Active Business Filings

Business Type	Latest Month	Previous Month	12 Months Ago	Change Year Ago
Oregon Corporations (Domestic & Foreign: Business, Nonprofit, Professional)	122,053	121,908	117,794	3.6%
Assumed Business Names	146,973	146,785	146,882	0.1%
Limited Liability Companies	82,753	81,696	59,332	39.5%
Limited Liability Partnerships/Limited Partnerships	3,983	3,992	3,986	-0.1%
Business Registry Total	355,762	354,381	327,994	8.5%



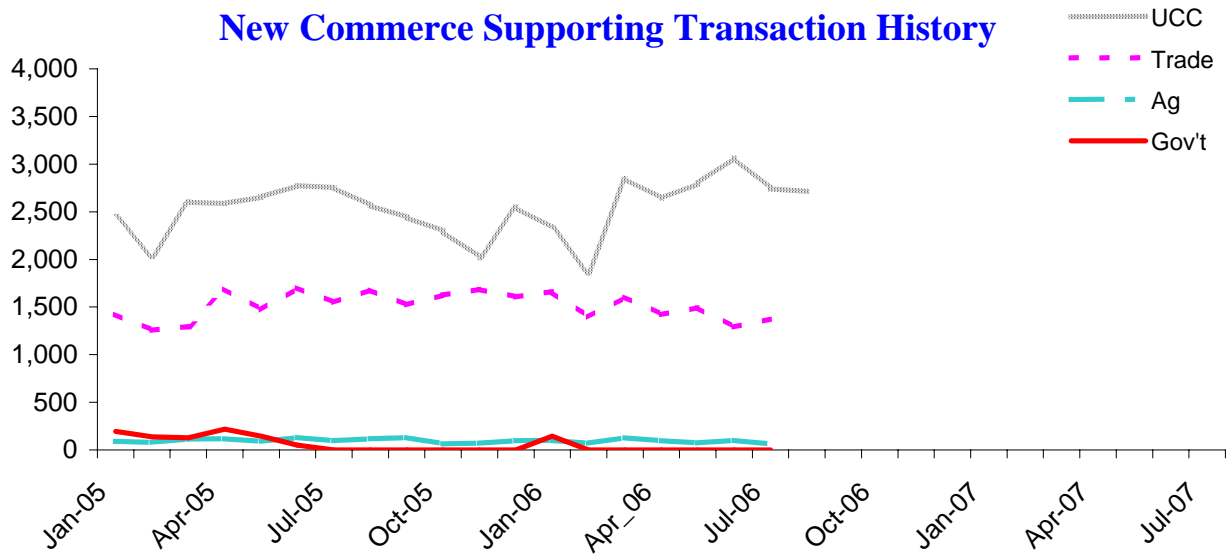
UCC & Notary Report

Monthly update from Oregon's Secretary of State Bill Bradbury

New Commerce Supporting Transactions

Filing Transaction Type	Latest Month	Previous Month	12 Months Ago	Change Year Ago
Uniform Commercial Code	2,739	3,070	2,755	-0.6%
Agricultural Liens (EFS, ASL, Grain, Ag produce)	61	100	99	-38.4%
Government Liens (IRS, Revenue, Employment)	214	175	219	-2.3%
Other Liens *	1	3	3	-66.7%
Secured Transaction Total	3,015	3,348	3,076	-2.0%
Notary Authentications for International Trade	1,377	1,288	1,547	-11.0%

New Commerce Supporting Transaction History



Total Active Filings

Filing Transaction Type	Latest Month	Previous Month	12 Months Ago	Change Year Ago
Uniform Commercial Code	161,448	163,051	164,251	-1.7%
Agricultural Liens (EFS, ASL, Grain, Ag produce)	5,652	5,542	6,205	-8.9%
Government Liens (IRS, Revenue, Employment)	15,366	15,737	14,836	3.6%
Other Liens *	1,507	1,571	1,553	-3.0%
Secured Transaction Total	183,973	185,901	186,845	-1.5%
Commissioned Notaries Public	48,465	48,451	46,927	3.3%

* Other Liens include: Transmitting Utility, Hazardous Waste and Public Finance



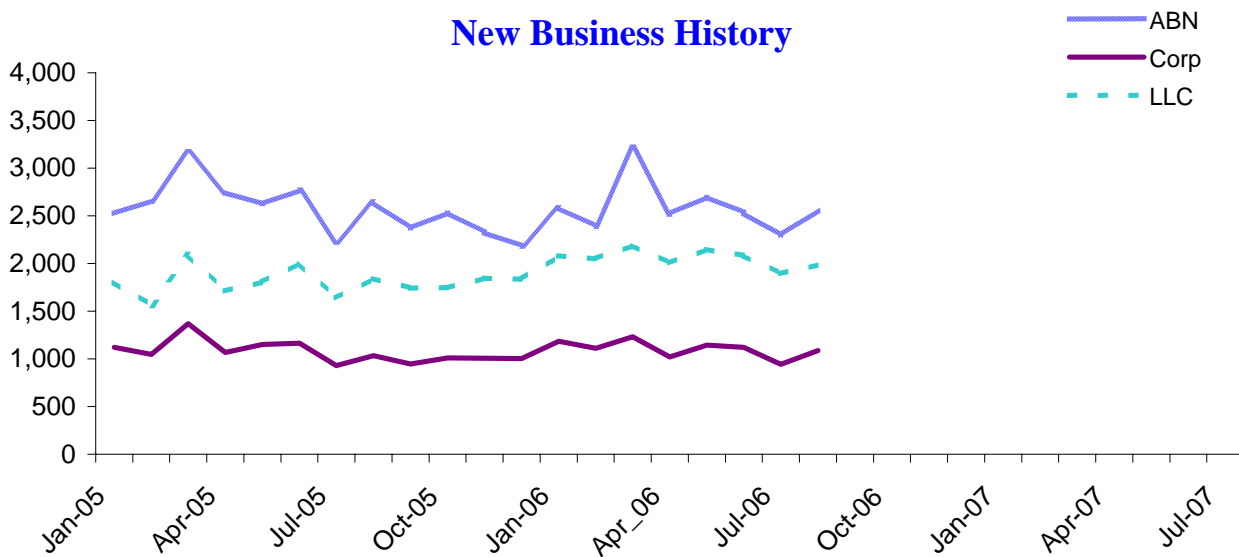
Business Report

Monthly update from Oregon's Secretary of State Bill Bradbury

New Business Applications

Business Type	Latest Month	Previous Month	12 Months Ago	Change Year Ago
New Oregon Corporations (Domestic & Foreign: Business, Nonprofit, Professional)	1,088	943	1,034	5.2%
Assumed Business Names	2,561	2,295	2,645	-3.2%
Limited Liability Companies	1,988	1,892	1,841	8.0%
Limited Liability Partnerships/Limited Partnerships	35	24	19	84.2%
Business Registry Total	5,672	5,154	5,539	2.4%

New Business History



Total Active Business Filings

Business Type	Latest Month	Previous Month	12 Months Ago	Change Year Ago
Oregon Corporations (Domestic & Foreign: Business, Nonprofit, Professional)	122,348	122,053	119,861	2.1%
Assumed Business Names	146,956	146,973	145,661	0.9%
Limited Liability Companies	83,805	82,753	71,137	17.8%
Limited Liability Partnerships/Limited Partnerships	3,985	3,983	3,989	-0.1%
Business Registry Total	357,094	355,762	340,648	4.8%



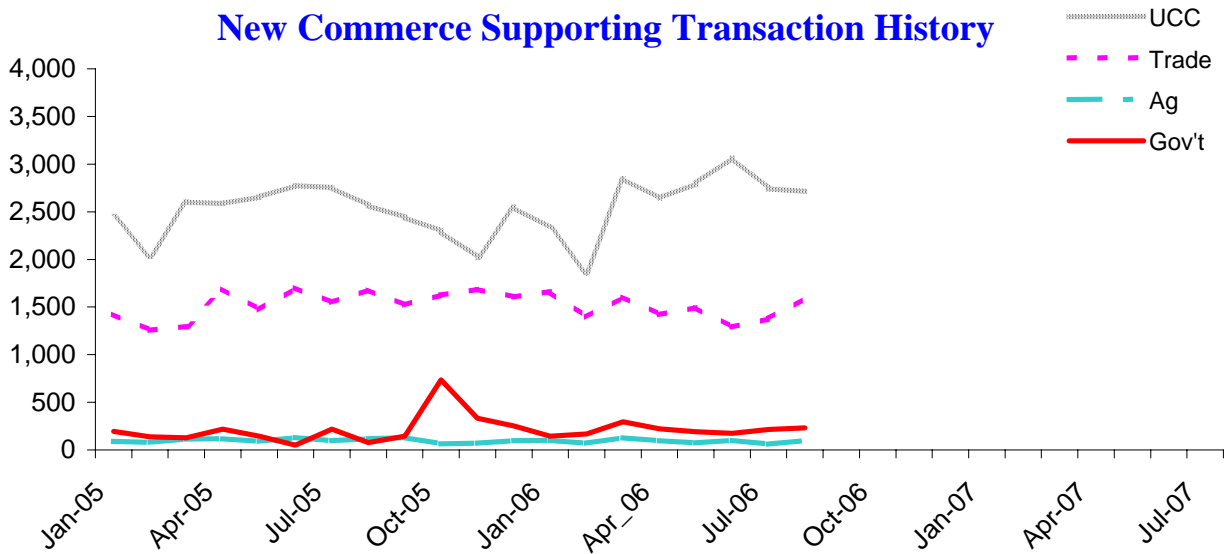
UCC & Notary Report

Monthly update from Oregon's Secretary of State Bill Bradbury

New Commerce Supporting Transactions

Filing Transaction Type	Latest Month	Previous Month	12 Months Ago	Change Year Ago
Uniform Commercial Code	2,715	2,739	2,565	5.8%
Agricultural Liens (EFS, ASL, Grain, Ag produce)	100	61	118	-15.3%
Government Liens (IRS, Revenue, Employment)	233	214	76	206.6%
Other Liens *	36	1	1	3500.0%
Secured Transaction Total	3,084	3,015	2,760	11.7%
Notary Authentications for International Trade	1,595	1,377	1,680	-5.1%

New Commerce Supporting Transaction History



Total Active Filings

Filing Transaction Type	Latest Month	Previous Month	12 Months Ago	Change Year Ago
Uniform Commercial Code	159,336	161,448	163,687	-2.7%
Agricultural Liens (EFS, ASL, Grain, Ag produce)	5,594	5,652	6,155	-9.1%
Government Liens (IRS, Revenue, Employment)	15,090	15,366	14,557	3.7%
Other Liens *	1,539	1,507	1,554	-1.0%
Secured Transaction Total	181,559	183,973	185,953	-2.4%
Commissioned Notaries Public	48,237	48,465	46,983	2.7%

* Other Liens include: Transmitting Utility, Hazardous Waste and Public Finance



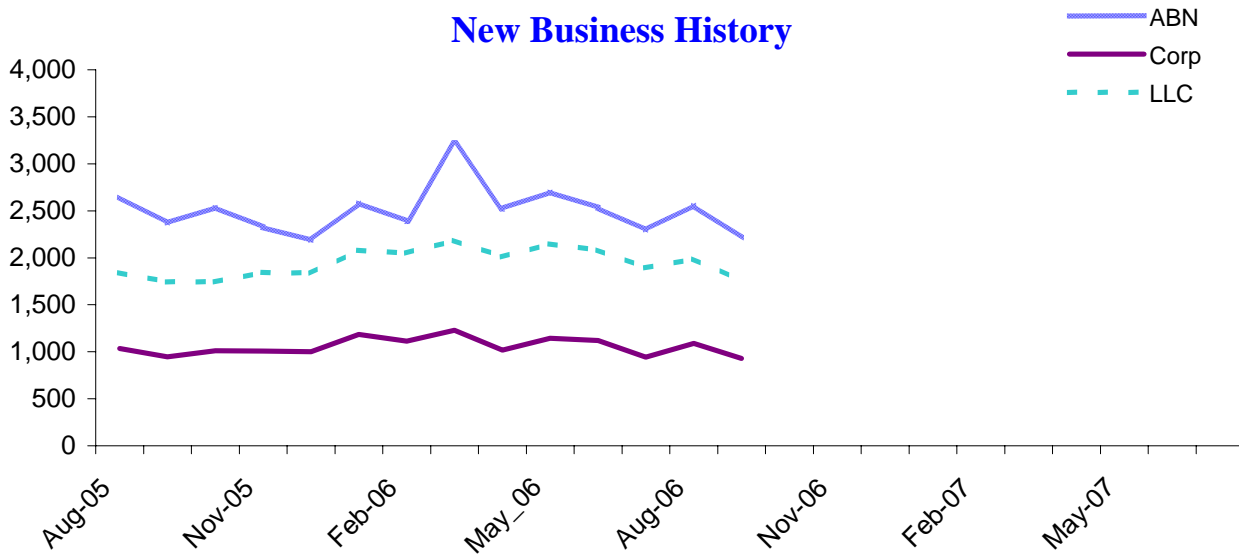
Business Report

Monthly update from Oregon's Secretary of State Bill Bradbury

New Business Applications

Business Type	Latest Month	Previous Month	12 Months Ago	Change Year Ago
New Oregon Corporations (Domestic & Foreign: Business, Nonprofit, Professional)	929	1,088	946	-1.8%
Assumed Business Names	2,212	2,561	2,369	-6.6%
Limited Liability Companies	1,753	1,988	1,743	0.6%
Limited Liability Partnerships/Limited Partnerships	31	35	37	-16.2%
Business Registry Total	4,925	5,672	5,095	-3.3%

New Business History



Total Active Business Filings

Business Type	Latest Month	Previous Month	12 Months Ago	Change Year Ago
Oregon Corporations (Domestic & Foreign: Business, Nonprofit, Professional)	122,325	122,348	119,784	2.1%
Assumed Business Names	147,057	146,956	145,270	1.2%
Limited Liability Companies	85,059	83,805	71,879	18.3%
Limited Liability Partnerships/Limited Partnerships	3,986	3,985	3,992	-0.2%
Business Registry Total	358,427	357,094	340,925	5.1%



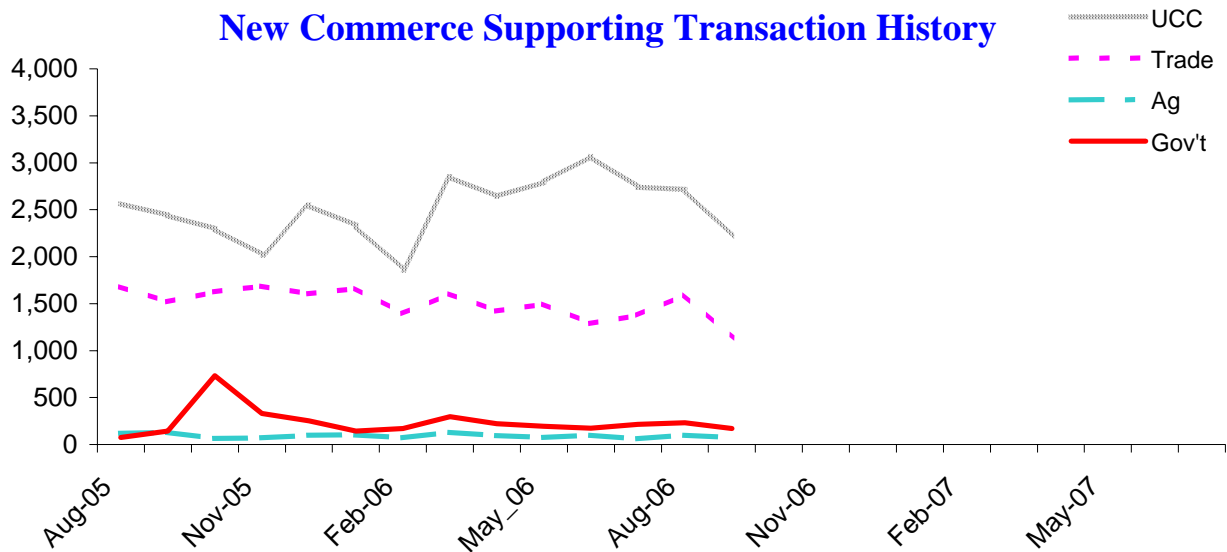
UCC & Notary Report

Monthly update from Oregon's Secretary of State Bill Bradbury

New Commerce Supporting Transactions

Filing Transaction Type	Latest Month	Previous Month	12 Months Ago	Change Year Ago
Uniform Commercial Code	2,219	2,715	2,440	-9.1%
Agricultural Liens (EFS, ASL, Grain, Ag produce)	75	100	130	-42.3%
Government Liens (IRS, Revenue, Employment)	172	233	143	20.3%
Other Liens *	1	36	13	-92.3%
Secured Transaction Total	2,467	3,084	2,726	-9.5%
Notary Authentications for International Trade	1,136	1,595	1,521	-25.3%

New Commerce Supporting Transaction History



Total Active Filings

Filing Transaction Type	Latest Month	Previous Month	12 Months Ago	Change Year Ago
Uniform Commercial Code	158,576	159,336	163,306	-2.9%
Agricultural Liens (EFS, ASL, Grain, Ag produce)	5,553	5,594	6,161	-9.9%
Government Liens (IRS, Revenue, Employment)	14,933	15,090	14,340	4.1%
Other Liens *	1,539	1,539	1,566	-1.7%
Secured Transaction Total	180,601	181,559	185,373	-2.6%
Commissioned Notaries Public	48,247	48,237	47,174	2.3%

* Other Liens include: Transmitting Utility, Hazardous Waste and Public Finance



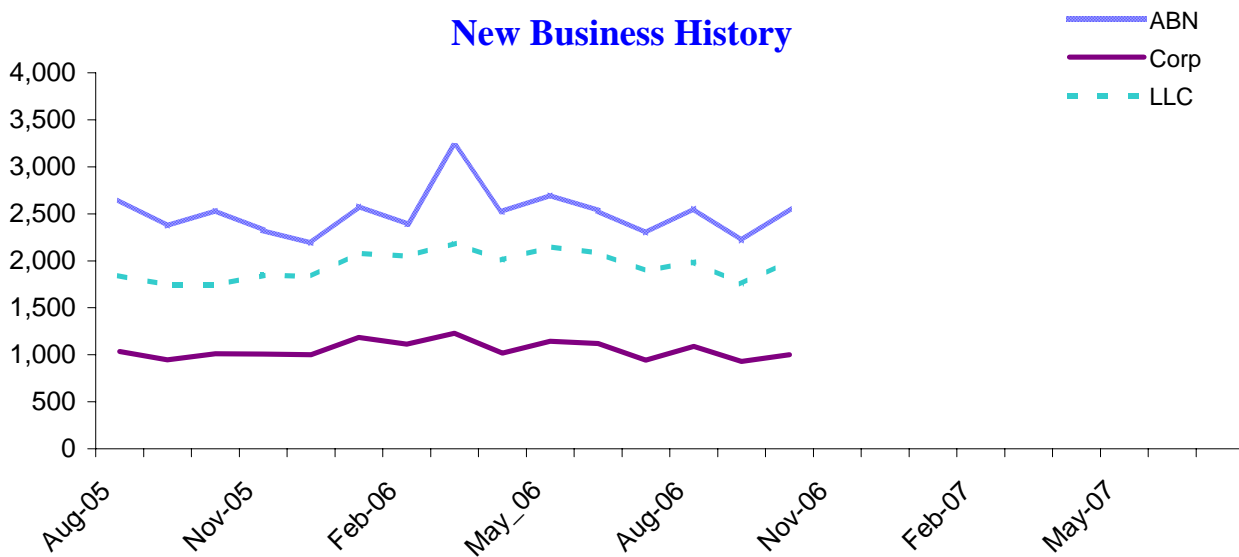
Business Report

Monthly update from Oregon's Secretary of State Bill Bradbury

New Business Applications

Business Type	Latest Month	Previous Month	12 Months Ago	Change Year Ago
New Oregon Corporations (Domestic & Foreign: Business, Nonprofit, Professional)	1,000	929	1,011	-1.1%
Assumed Business Names	2,556	2,212	2,535	0.8%
Limited Liability Companies	1,997	1,753	1,744	14.5%
Limited Liability Partnerships/Limited Partnerships	33	31	32	3.1%
Business Registry Total	5,586	4,925	5,322	5.0%

New Business History



Total Active Business Filings

Business Type	Latest Month	Previous Month	12 Months Ago	Change Year Ago
Oregon Corporations (Domestic & Foreign: Business, Nonprofit, Professional)	122,709	122,325	120,149	2.1%
Assumed Business Names	147,359	147,057	145,492	1.3%
Limited Liability Companies	85,425	85,059	72,858	17.2%
Limited Liability Partnerships/Limited Partnerships	3,995	3,986	3,988	0.2%
Business Registry Total	359,488	358,427	342,487	5.0%



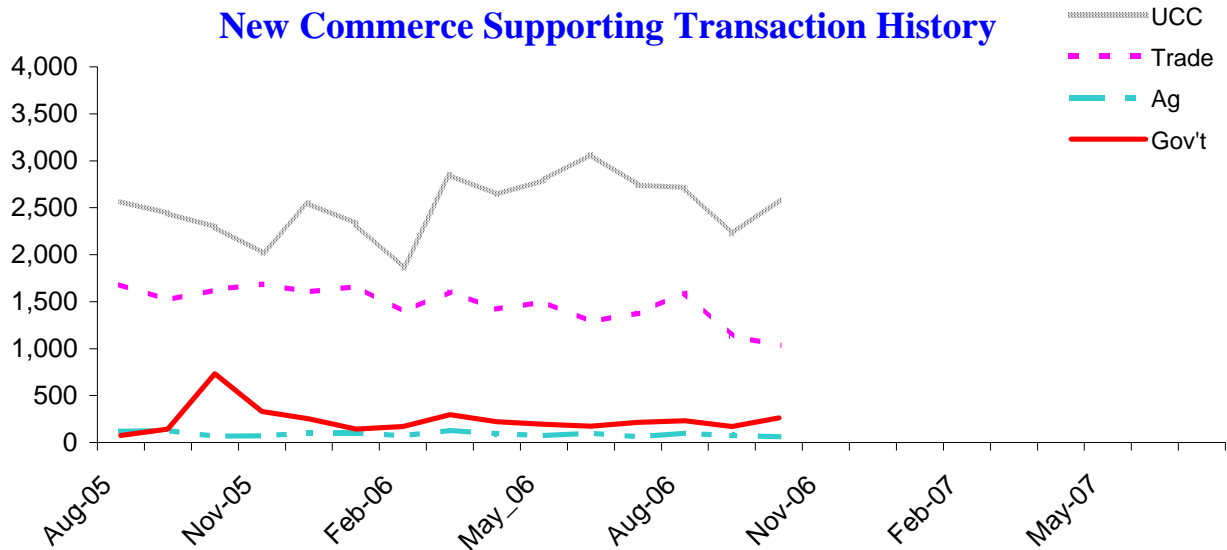
UCC & Notary Report

Monthly update from Oregon's Secretary of State Bill Bradbury

New Commerce Supporting Transactions

Filing Transaction Type	Latest Month	Previous Month	12 Months Ago	Change Year Ago
Uniform Commercial Code	2,585	2,219	2,297	12.5%
Agricultural Liens (EFS, ASL, Grain, Ag produce)	61	75	64	-4.7%
Government Liens (IRS, Revenue, Employment)	264	172	734	-64.0%
Other Liens *	2	1	3	-33.3%
Secured Transaction Total	2,912	2,467	3,098	-6.0%
Notary Authentications for International Trade	1,037	1,136	1,625	-36.2%

New Commerce Supporting Transaction History



Total Active Filings

Filing Transaction Type	Latest Month	Previous Month	12 Months Ago	Change Year Ago
Uniform Commercial Code	159,064	158,576	163,039	-2.4%
Agricultural Liens (EFS, ASL, Grain, Ag produce)	5,510	5,553	6,091	-9.5%
Government Liens (IRS, Revenue, Employment)	15,004	14,933	14,414	4.1%
Other Liens *	1,539	1,539	1,496	2.9%
Secured Transaction Total	181,117	180,601	185,040	-2.1%
Commissioned Notaries Public	48,402	48,247	47,314	2.3%

* Other Liens include: Transmitting Utility, Hazardous Waste and Public Finance



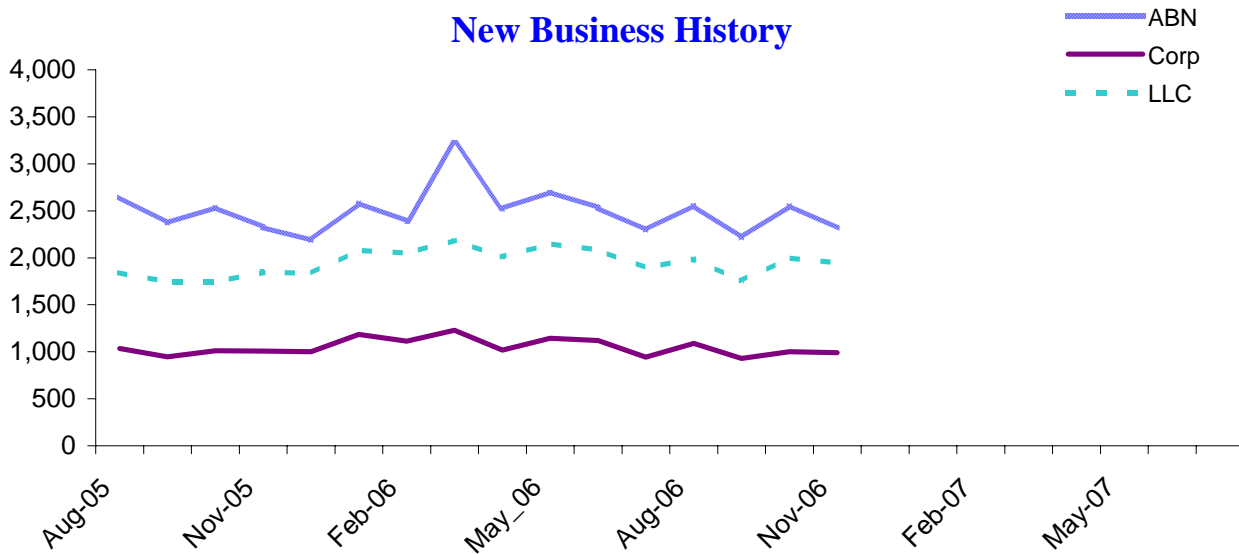
Business Report

Monthly update from Oregon's Secretary of State Bill Bradbury

New Business Applications

Business Type	Latest Month	Previous Month	12 Months Ago	Change Year Ago
New Oregon Corporations (Domestic & Foreign: Business, Nonprofit, Professional)	991	1,000	1,007	-1.6%
Assumed Business Names	2,316	2,556	2,324	-0.3%
Limited Liability Companies	1,945	1,997	1,844	5.5%
Limited Liability Partnerships/Limited Partnerships	39	33	27	44.4%
Business Registry Total	5,291	5,586	5,202	1.7%

New Business History



Total Active Business Filings

Business Type	Latest Month	Previous Month	12 Months Ago	Change Year Ago
Oregon Corporations (Domestic & Foreign: Business, Nonprofit, Professional)	123,058	122,709	120,412	2.2%
Assumed Business Names	146,560	147,359	145,654	0.6%
Limited Liability Companies	86,549	85,425	73,874	17.2%
Limited Liability Partnerships/Limited Partnerships	3,998	3,995	3,990	0.2%
Business Registry Total	360,165	359,488	343,930	4.7%



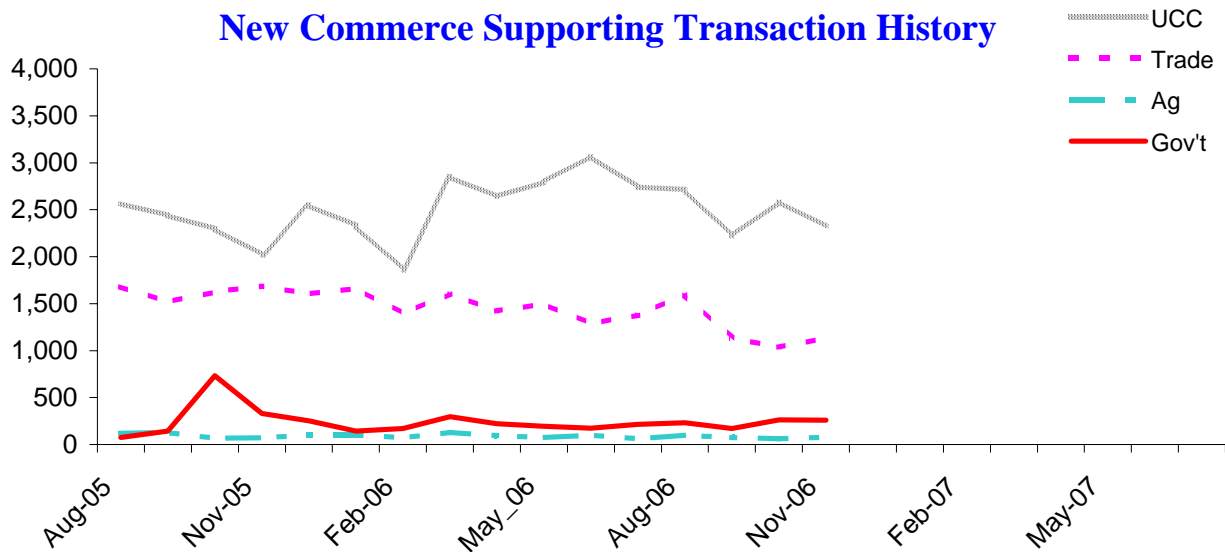
UCC & Notary Report

Monthly update from Oregon's Secretary of State Bill Bradbury

New Commerce Supporting Transactions

Filing Transaction Type	Latest Month	Previous Month	12 Months Ago	Change Year Ago
Uniform Commercial Code	2,320	2,585	2,021	14.8%
Agricultural Liens (EFS, ASL, Grain, Ag produce)	79	61	72	9.7%
Government Liens (IRS, Revenue, Employment)	260	264	332	-21.7%
Other Liens *	6	2	-	600.0%
Secured Transaction Total	2,665	2,912	2,425	9.9%
Notary Authentications for International Trade	1,134	1,037	1,687	-32.8%

New Commerce Supporting Transaction History



Total Active Filings

Filing Transaction Type	Latest Month	Previous Month	12 Months Ago	Change Year Ago
Uniform Commercial Code	158,849	159,064	162,232	-2.1%
Agricultural Liens (EFS, ASL, Grain, Ag produce)	5,480	5,510	6,028	-9.1%
Government Liens (IRS, Revenue, Employment)	14,867	15,004	14,464	2.8%
Other Liens *	1,542	1,539	1,496	3.1%
Secured Transaction Total	180,738	181,117	184,220	-1.9%
Commissioned Notaries Public	48,433	48,402	47,251	2.5%

* Other Liens include: Transmitting Utility, Hazardous Waste and Public Finance



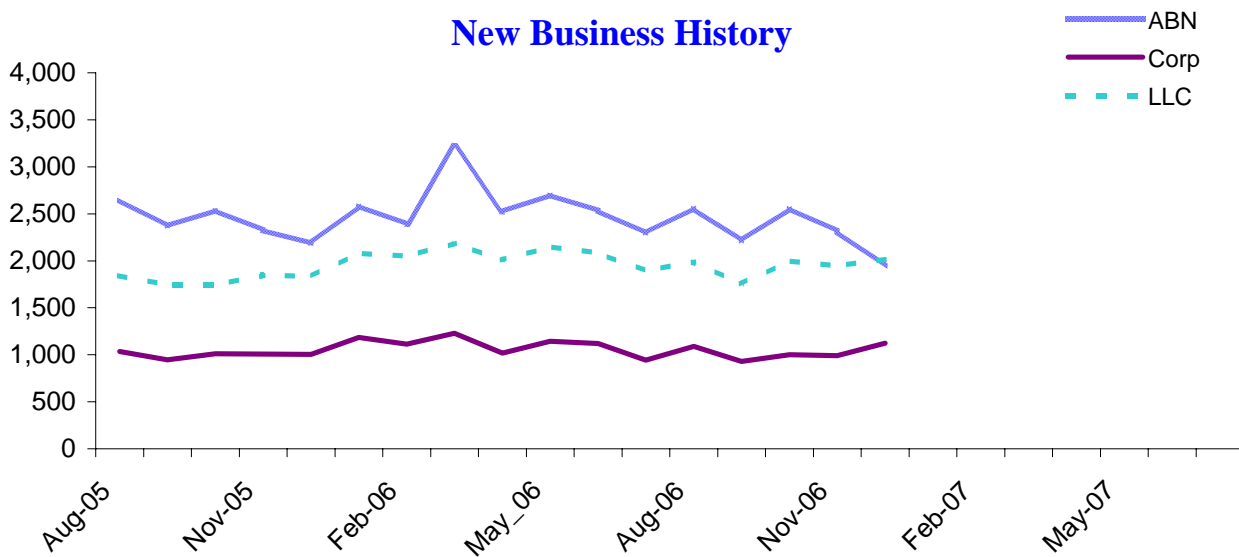
Business Report

Monthly update from Oregon's Secretary of State Bill Bradbury

New Business Applications

Business Type	Latest Month	Previous Month	12 Months Ago	Change Year Ago
New Oregon Corporations (Domestic & Foreign: Business, Nonprofit, Professional)	1,125	991	1,004	12.1%
Assumed Business Names	1,943	2,316	2,186	-11.1%
Limited Liability Companies	2,017	1,945	1,834	10.0%
Limited Liability Partnerships/Limited Partnerships	36	39	37	-2.7%
Business Registry Total	5,121	5,291	5,061	1.2%

New Business History



Total Active Business Filings

Business Type	Latest Month	Previous Month	12 Months Ago	Change Year Ago
Oregon Corporations (Domestic & Foreign: Business, Nonprofit, Professional)	123,049	123,058	120,417	2.2%
Assumed Business Names	146,239	146,560	144,829	1.0%
Limited Liability Companies	87,418	86,549	74,614	17.2%
Limited Liability Partnerships/Limited Partnerships	3,977	3,998	3,981	-0.1%
Business Registry Total	360,683	360,165	343,841	4.9%



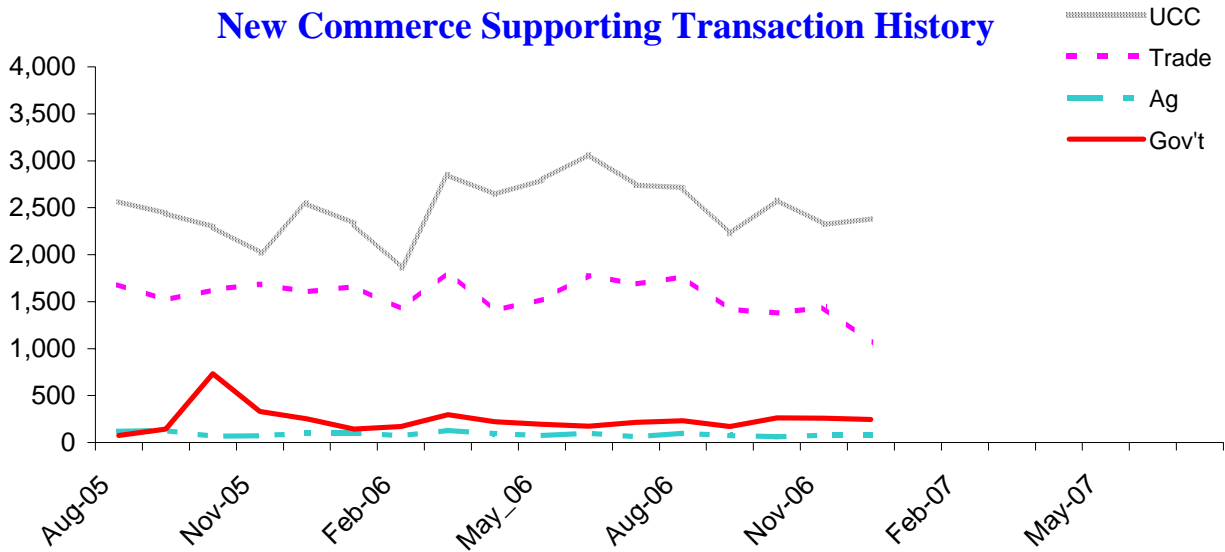
UCC & Notary Report

Monthly update from Oregon's Secretary of State Bill Bradbury

New Commerce Supporting Transactions

Filing Transaction Type	Latest Month	Previous Month	12 Months Ago	Change Year Ago
Uniform Commercial Code	2,382	2,320	2,545	-6.4%
Agricultural Liens (EFS, ASL, Grain, Ag produce)	80	79	98	-18.4%
Government Liens (IRS, Revenue, Employment)	246	260	253	-2.8%
Other Liens *	13	6	1	1200.0%
Secured Transaction Total	2,721	2,665	2,897	-6.1%
Notary Authentications for International Trade	1,067	1,438	1,606	-33.6%

New Commerce Supporting Transaction History



Total Active Filings

Filing Transaction Type	Latest Month	Previous Month	12 Months Ago	Change Year Ago
Uniform Commercial Code	158,954	158,849	162,311	-2.1%
Agricultural Liens (EFS, ASL, Grain, Ag produce)	5,457	5,480	6,053	-9.8%
Government Liens (IRS, Revenue, Employment)	14,776	14,867	14,469	2.1%
Other Liens *	1,541	1,542	1,497	2.9%
Secured Transaction Total	180,728	180,738	184,330	-2.0%
Commissioned Notaries Public	48,372	48,433	47,493	1.9%

* Other Liens include: Transmitting Utility, Hazardous Waste and Public Finance