



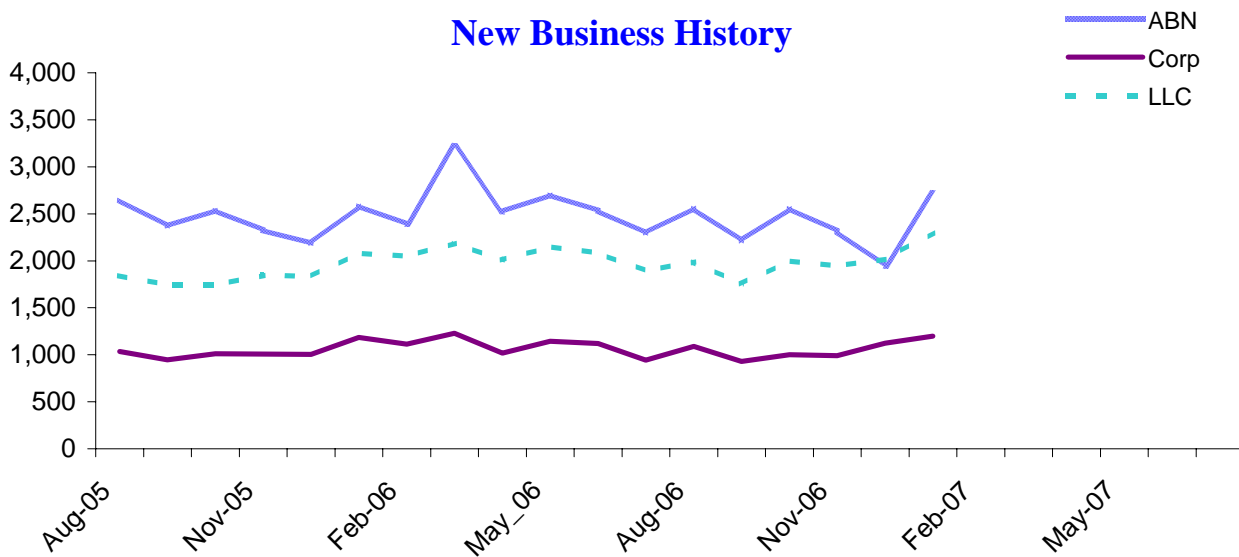
# Business Report

Monthly update from Oregon's Secretary of State Bill Bradbury

## New Business Applications

Business Type	Latest Month	Previous Month	12 Months Ago	Change Year Ago
New Oregon Corporations (Domestic & Foreign: Business, Nonprofit, Professional)	1,198	1,125	1,184	1.2%
Assumed Business Names	2,720	1,943	2,585	5.2%
Limited Liability Companies	2,299	2,017	2,079	10.6%
Limited Liability Partnerships/Limited Partnerships	49	36	29	69.0%
<b>Business Registry Total</b>	<b>6,266</b>	<b>5,121</b>	<b>5,877</b>	<b>6.6%</b>

## New Business History



## Total Active Business Filings

Business Type	Latest Month	Previous Month	12 Months Ago	Change Year Ago
Oregon Corporations (Domestic & Foreign: Business, Nonprofit, Professional)	123,544	123,049	120,969	2.1%
Assumed Business Names	146,947	146,239	145,459	1.0%
Limited Liability Companies	88,877	87,418	75,903	17.1%
Limited Liability Partnerships/Limited Partnerships	3,987	3,977	3,978	0.2%
<b>Business Registry Total</b>	<b>363,355</b>	<b>360,683</b>	<b>346,309</b>	<b>4.9%</b>



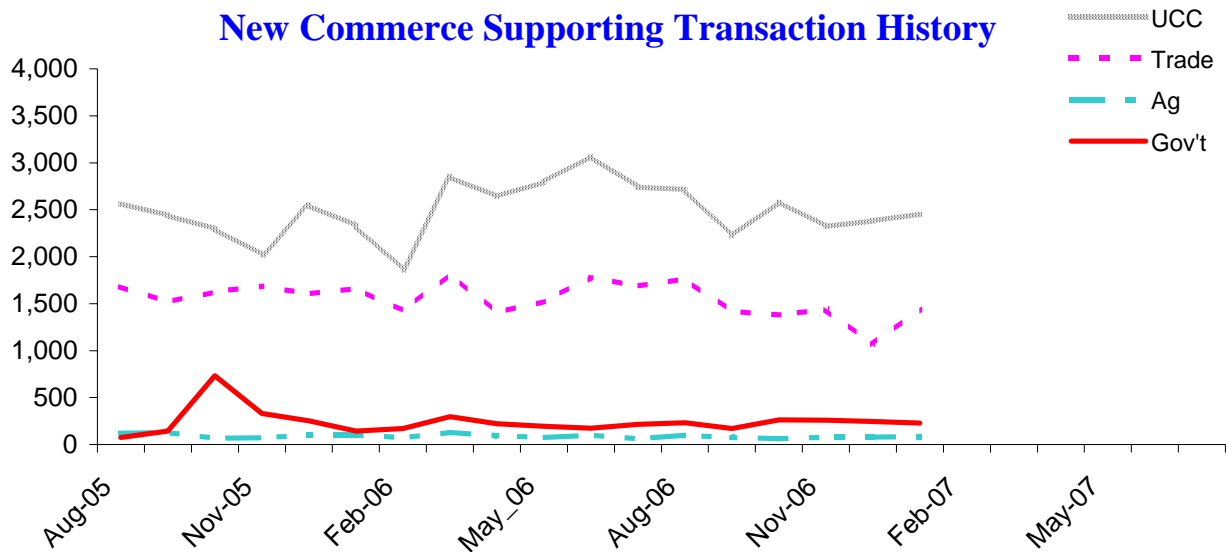
# UCC & Notary Report

Monthly update from Oregon's Secretary of State Bill Bradbury

## New Commerce Supporting Transactions

Filing Transaction Type	Latest Month	Previous Month	12 Months Ago	Change Year Ago
Uniform Commercial Code	2,452	2,382	2,331	5.2%
Agricultural Liens (EFS, ASL, Grain, Ag produce)	86	80	101	-14.9%
Government Liens (IRS, Revenue, Employment)	228	246	144	58.3%
Other Liens *	13	13	3	333.3%
<b>Secured Transaction Total</b>	<b>2,779</b>	<b>2,721</b>	<b>2,579</b>	<b>7.8%</b>
<b>Notary Authentications for International Trade</b>	<b>1,444</b>	<b>1,067</b>	<b>1,662</b>	<b>-13.1%</b>

## New Commerce Supporting Transaction History



## Total Active Filings

Filing Transaction Type	Latest Month	Previous Month	12 Months Ago	Change Year Ago
Uniform Commercial Code	158,957	158,954	161,769	-1.7%
Agricultural Liens (EFS, ASL, Grain, Ag produce)	5,378	5,457	5,983	-10.1%
Government Liens (IRS, Revenue, Employment)	14,805	14,776	14,395	2.8%
Other Liens *	1,545	1,541	1,567	-1.4%
<b>Secured Transaction Total</b>	<b>180,685</b>	<b>180,728</b>	<b>183,714</b>	<b>-1.6%</b>
<b>Commissioned Notaries Public</b>	<b>48,270</b>	<b>48,372</b>	<b>47,612</b>	<b>1.4%</b>

\* Other Liens include: Transmitting Utility, Hazardous Waste and Public Finance



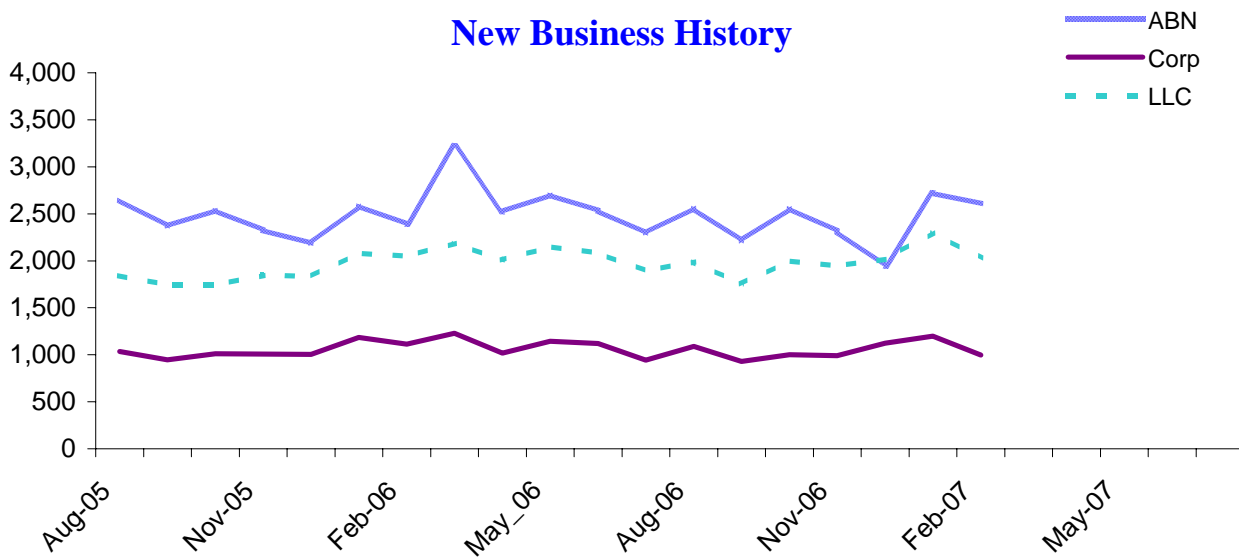
# Business Report

Monthly update from Oregon's Secretary of State Bill Bradbury

## New Business Applications

Business Type	Latest Month	Previous Month	12 Months Ago	Change Year Ago
New Oregon Corporations (Domestic & Foreign: Business, Nonprofit, Professional)	998	1,198	1,112	-10.3%
Assumed Business Names	2,608	2,720	2,390	9.1%
Limited Liability Companies	2,029	2,299	2,051	-1.1%
Limited Liability Partnerships/Limited Partnerships	27	49	34	-20.6%
<b>Business Registry Total</b>	<b>5,662</b>	<b>6,266</b>	<b>5,587</b>	<b>1.3%</b>

## New Business History



## Total Active Business Filings

Business Type	Latest Month	Previous Month	12 Months Ago	Change Year Ago
Oregon Corporations (Domestic & Foreign: Business, Nonprofit, Professional)	123,757	123,544	121,233	2.1%
Assumed Business Names	146,928	146,947	145,951	0.7%
Limited Liability Companies	90,144	88,877	77,113	16.9%
Limited Liability Partnerships/Limited Partnerships	3,972	3,987	3,968	0.1%
<b>Business Registry Total</b>	<b>364,801</b>	<b>363,355</b>	<b>348,265</b>	<b>4.7%</b>



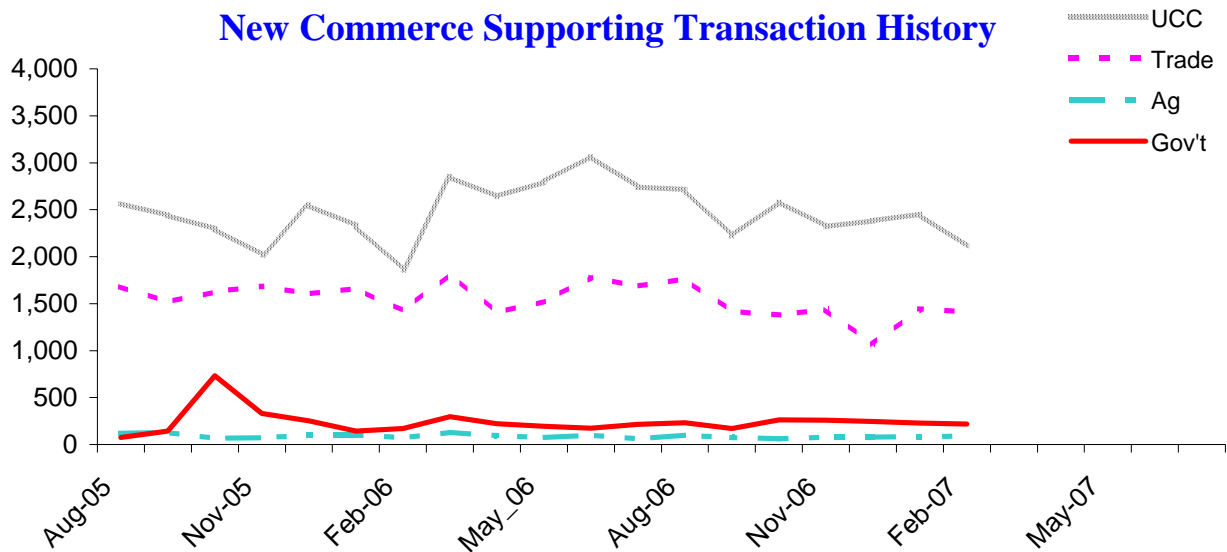
# UCC & Notary Report

Monthly update from Oregon's Secretary of State Bill Bradbury

## New Commerce Supporting Transactions

Filing Transaction Type	Latest Month	Previous Month	12 Months Ago	Change Year Ago
Uniform Commercial Code	2,110	2,452	1,859	13.5%
Agricultural Liens (EFS, ASL, Grain, Ag produce)	87	86	71	22.5%
Government Liens (IRS, Revenue, Employment)	219	228	169	29.6%
Other Liens *	8	13	4	100.0%
<b>Secured Transaction Total</b>	<b>2,424</b>	<b>2,779</b>	<b>2,103</b>	<b>15.3%</b>
<b>Notary Authentications for International Trade</b>	<b>1,409</b>	<b>1,444</b>	<b>1,422</b>	<b>-0.9%</b>

## New Commerce Supporting Transaction History



## Total Active Filings

Filing Transaction Type	Latest Month	Previous Month	12 Months Ago	Change Year Ago
Uniform Commercial Code	160,079	158,957	160,838	-0.5%
Agricultural Liens (EFS, ASL, Grain, Ag produce)	5,406	5,378	5,931	-8.9%
Government Liens (IRS, Revenue, Employment)	14,923	14,805	14,263	4.6%
Other Liens *	1,547	1,545	1,569	-1.4%
<b>Secured Transaction Total</b>	<b>181,955</b>	<b>180,685</b>	<b>182,601</b>	<b>-0.4%</b>
<b>Commissioned Notaries Public</b>	<b>48,176</b>	<b>48,270</b>	<b>47,612</b>	<b>1.2%</b>

\* Other Liens include: Transmitting Utility, Hazardous Waste and Public Finance



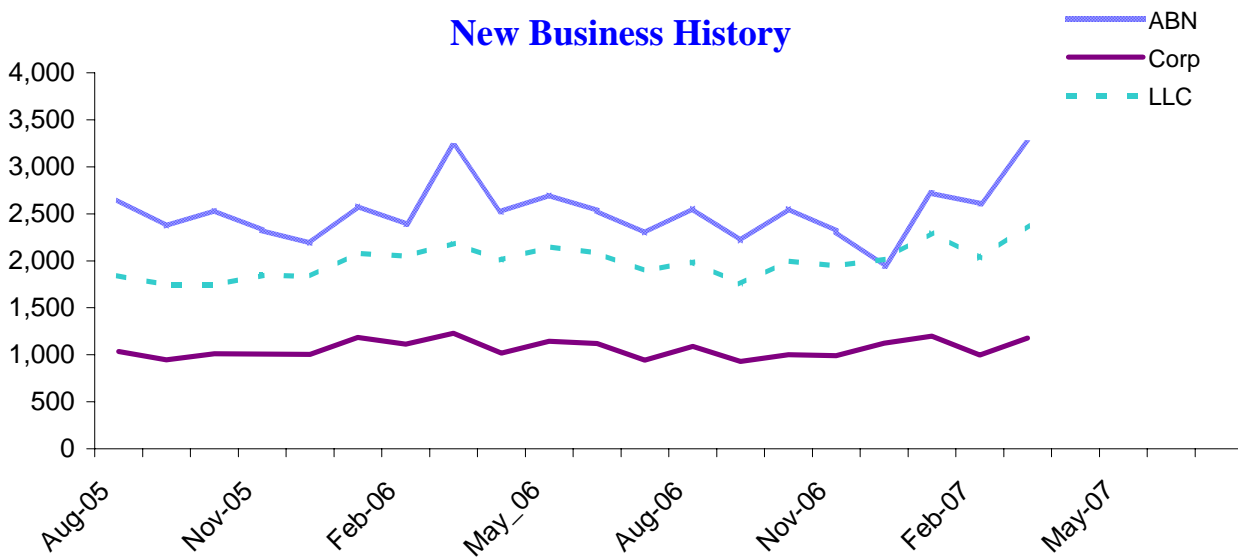
# Business Report

Monthly update from Oregon's Secretary of State Bill Bradbury

## New Business Applications

Business Type	Latest Month	Previous Month	12 Months Ago	Change Year Ago
New Oregon Corporations (Domestic & Foreign: Business, Nonprofit, Professional)	1,177	998	1,230	-4.3%
Assumed Business Names	3,250	2,608	3,219	1.0%
Limited Liability Companies	2,376	2,029	2,187	8.6%
Limited Liability Partnerships/Limited Partnerships	28	27	48	-41.7%
<b>Business Registry Total</b>	<b>6,831</b>	<b>5,662</b>	<b>6,684</b>	<b>2.2%</b>

## New Business History



## Total Active Business Filings

Business Type	Latest Month	Previous Month	12 Months Ago	Change Year Ago
Oregon Corporations (Domestic & Foreign: Business, Nonprofit, Professional)	123,848	123,757	121,457	2.0%
Assumed Business Names	146,652	146,928	146,388	0.2%
Limited Liability Companies	91,448	90,144	78,276	16.8%
Limited Liability Partnerships/Limited Partnerships	3,958	3,972	3,973	-0.4%
<b>Business Registry Total</b>	<b>365,906</b>	<b>364,801</b>	<b>350,094</b>	<b>4.5%</b>



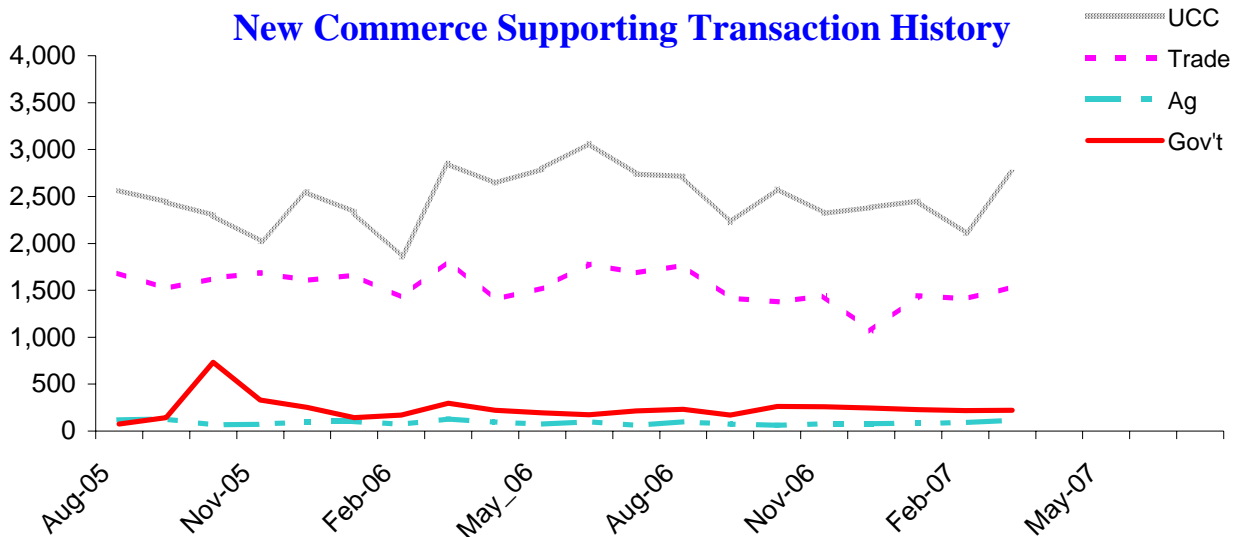
# UCC & Notary Report

Monthly update from Oregon's Secretary of State Bill Bradbury

## New Commerce Supporting Transactions

Filing Transaction Type	Latest Month	Previous Month	12 Months Ago	Change Year Ago
Uniform Commercial Code	2,751	2,110	2,847	-3.4%
Agricultural Liens (EFS, ASL, Grain, Ag produce)	116	87	128	-9.4%
Government Liens (IRS, Revenue, Employment)	220	219	296	-25.7%
Other Liens *	5	8	2	150.0%
<b>Secured Transaction Total</b>	<b>3,092</b>	<b>2,424</b>	<b>3,273</b>	<b>-5.5%</b>
<b>Notary Authentications for International Trade</b>	<b>1,534</b>	<b>1,409</b>	<b>1,818</b>	<b>-15.6%</b>

## New Commerce Supporting Transaction History



## Total Active Filings

Filing Transaction Type	Latest Month	Previous Month	12 Months Ago	Change Year Ago
Uniform Commercial Code	160,361	160,079	161,109	-0.5%
Agricultural Liens (EFS, ASL, Grain, Ag produce)	5,354	5,406	5,888	-9.1%
Government Liens (IRS, Revenue, Employment)	14,838	14,923	14,371	3.2%
Other Liens *	1,547	1,547	1,571	-1.5%
<b>Secured Transaction Total</b>	<b>182,100</b>	<b>181,955</b>	<b>182,939</b>	<b>-0.5%</b>
<b>Commissioned Notaries Public</b>	<b>48,327</b>	<b>48,176</b>	<b>47,826</b>	<b>1.0%</b>

\* Other Liens include: Transmitting Utility, Hazardous Waste and Public Finance



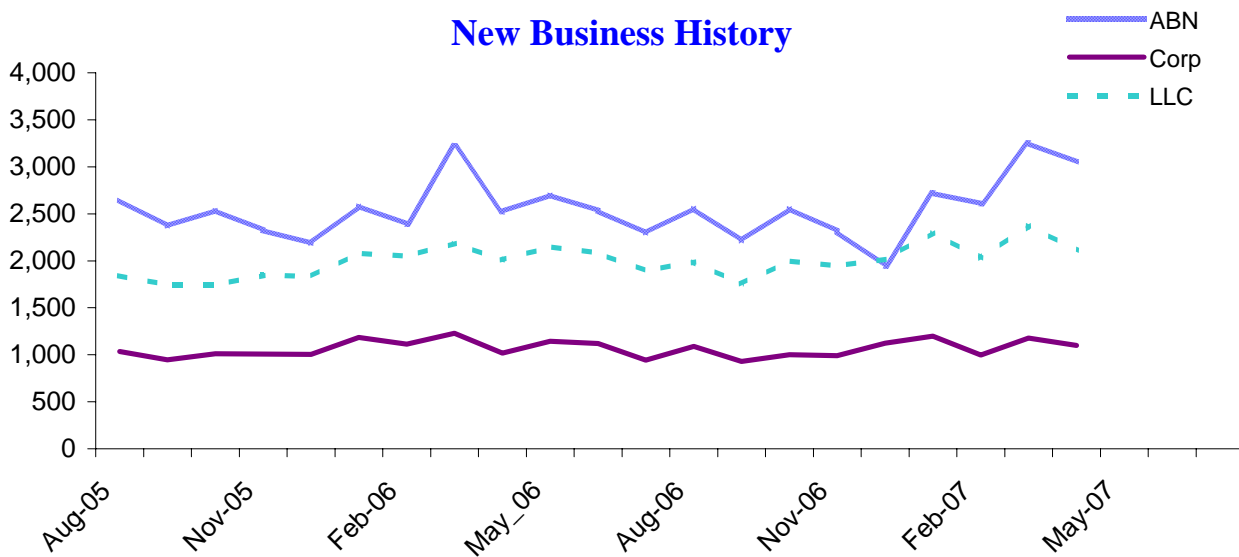
# Business Report

Monthly update from Oregon's Secretary of State Bill Bradbury

## New Business Applications

Business Type	Latest Month	Previous Month	12 Months Ago	Change Year Ago
New Oregon Corporations (Domestic & Foreign: Business, Nonprofit, Professional)	1,100	1,177	1,019	7.9%
Assumed Business Names	3,049	3,250	2,521	20.9%
Limited Liability Companies	2,112	2,376	2,008	5.2%
Limited Liability Partnerships/Limited Partnerships	32	28	31	3.2%
<b>Business Registry Total</b>	<b>6,293</b>	<b>6,831</b>	<b>5,579</b>	<b>12.8%</b>

## New Business History



## Total Active Business Filings

Business Type	Latest Month	Previous Month	12 Months Ago	Change Year Ago
Oregon Corporations (Domestic & Foreign: Business, Nonprofit, Professional)	124,156	123,848	121,630	2.1%
Assumed Business Names	146,985	146,652	146,557	0.3%
Limited Liability Companies	92,744	91,448	79,532	16.6%
Limited Liability Partnerships/Limited Partnerships	3,964	3,958	3,980	-0.4%
<b>Business Registry Total</b>	<b>367,849</b>	<b>365,906</b>	<b>351,699</b>	<b>4.6%</b>



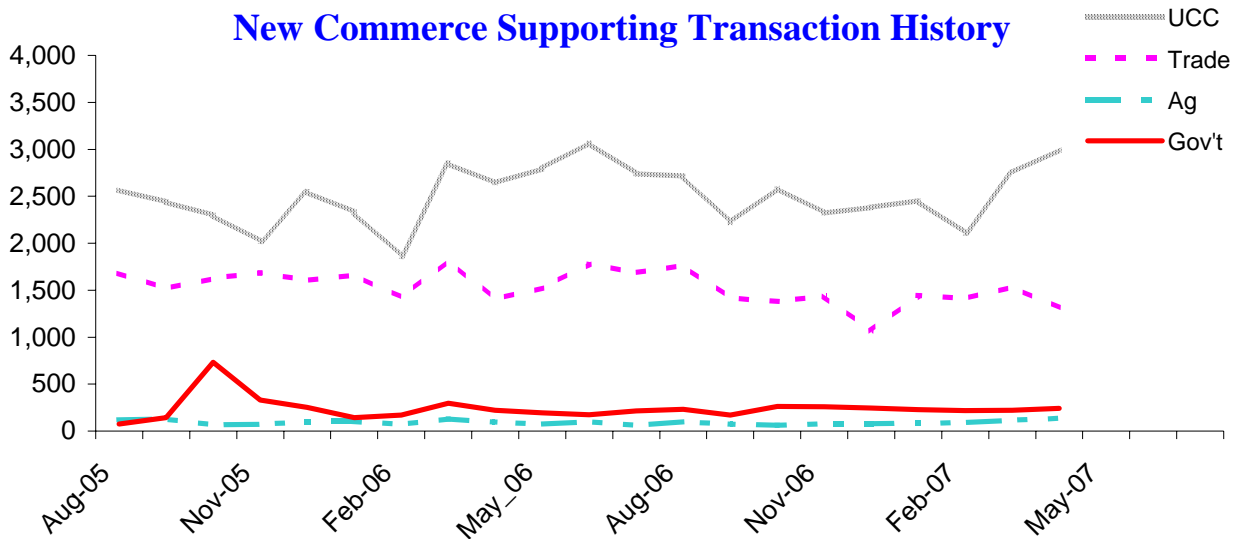
# UCC & Notary Report

Monthly update from Oregon's Secretary of State Bill Bradbury

## New Commerce Supporting Transactions

Filing Transaction Type	Latest Month	Previous Month	12 Months Ago	Change Year Ago
Uniform Commercial Code	2,994	2,751	2,639	13.5%
Agricultural Liens (EFS, ASL, Grain, Ag produce)	137	116	96	42.7%
Government Liens (IRS, Revenue, Employment)	243	220	223	9.0%
Other Liens *	5	5	1	400.0%
<b>Secured Transaction Total</b>	<b>3,379</b>	<b>3,092</b>	<b>2,959</b>	<b>14.2%</b>
<b>Notary Authentications for International Trade</b>	<b>1,313</b>	<b>1,534</b>	<b>1,403</b>	<b>-6.4%</b>

## New Commerce Supporting Transaction History



## Total Active Filings

Filing Transaction Type	Latest Month	Previous Month	12 Months Ago	Change Year Ago
Uniform Commercial Code	160,369	160,361	160,887	-0.3%
Agricultural Liens (EFS, ASL, Grain, Ag produce)	5,322	5,354	5,843	-8.9%
Government Liens (IRS, Revenue, Employment)	14,674	14,838	14,369	2.1%
Other Liens *	1,546	1,547	1,568	-1.4%
<b>Secured Transaction Total</b>	<b>181,911</b>	<b>182,100</b>	<b>182,667</b>	<b>-0.4%</b>
<b>Commissioned Notaries Public</b>	<b>48,386</b>	<b>48,327</b>	<b>48,021</b>	<b>0.8%</b>

\* Other Liens include: Transmitting Utility, Hazardous Waste and Public Finance



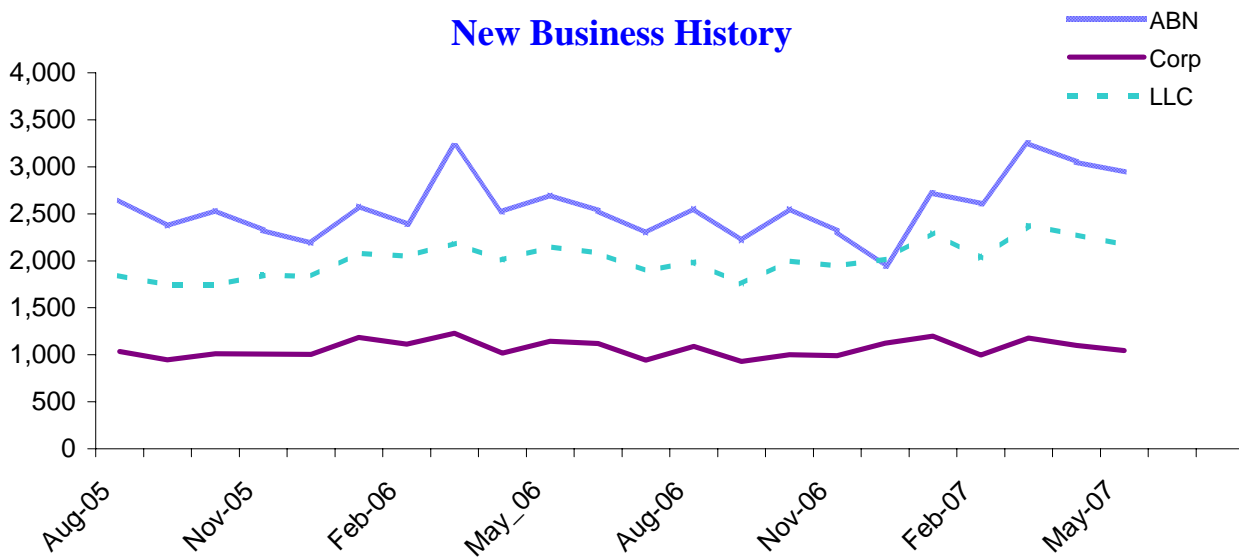
# Business Report

Monthly update from Oregon's Secretary of State Bill Bradbury

## New Business Applications

Business Type	Latest Month	Previous Month	12 Months Ago	Change Year Ago
New Oregon Corporations (Domestic & Foreign: Business, Nonprofit, Professional)	1,044	1,100	1,145	-8.8%
Assumed Business Names	2,946	3,049	2,698	9.2%
Limited Liability Companies	2,170	2,278	2,149	1.0%
Limited Liability Partnerships/Limited Partnerships	43	32	32	34.4%
<b>Business Registry Total</b>	<b>6,203</b>	<b>6,459</b>	<b>6,024</b>	<b>3.0%</b>

## New Business History



## Total Active Business Filings

Business Type	Latest Month	Previous Month	12 Months Ago	Change Year Ago
Oregon Corporations (Domestic & Foreign: Business, Nonprofit, Professional)	124,334	124,156	121,871	2.0%
Assumed Business Names	146,628	146,985	147,100	-0.3%
Limited Liability Companies	94,001	92,744	80,729	16.4%
Limited Liability Partnerships/Limited Partnerships	3,973	3,964	3,995	-0.6%
<b>Business Registry Total</b>	<b>368,936</b>	<b>367,849</b>	<b>353,695</b>	<b>4.3%</b>



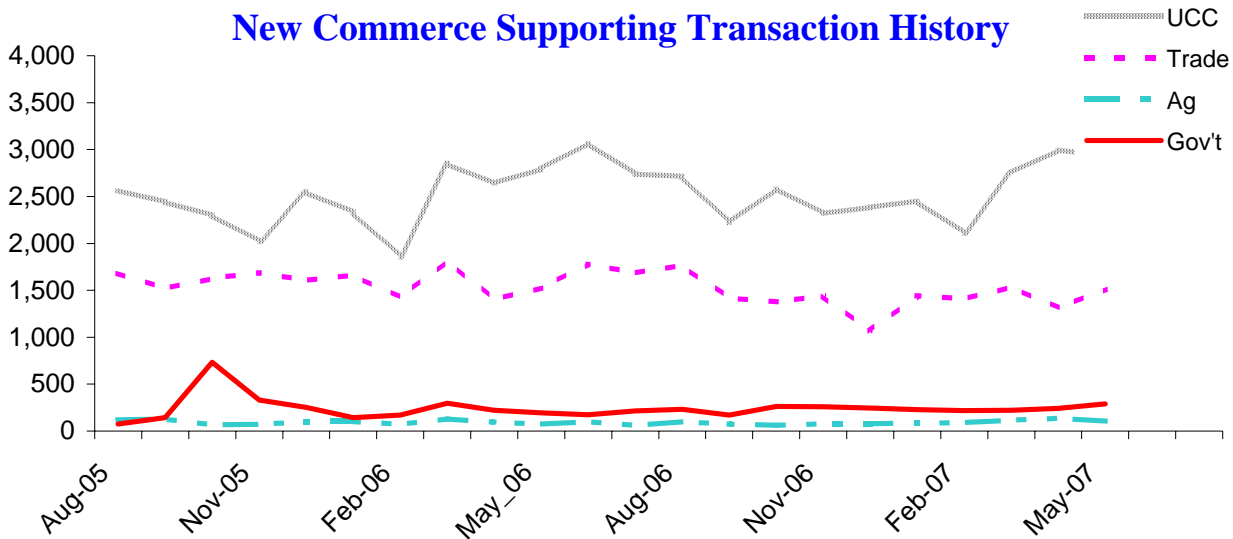
# UCC & Notary Report

Monthly update from Oregon's Secretary of State Bill Bradbury

## New Commerce Supporting Transactions

Filing Transaction Type	Latest Month	Previous Month	12 Months Ago	Change Year Ago
Uniform Commercial Code	2,938	2,994	2,794	5.2%
Agricultural Liens (EFS, ASL, Grain, Ag produce)	107	137	75	42.7%
Government Liens (IRS, Revenue, Employment)	290	243	193	50.3%
Other Liens *	9	5	3	200.0%
<b>Secured Transaction Total</b>	<b>3,344</b>	<b>3,379</b>	<b>3,065</b>	<b>9.1%</b>
<b>Notary Authentications for International Trade</b>	<b>1,509</b>	<b>1,313</b>	<b>1,524</b>	<b>-1.0%</b>

## New Commerce Supporting Transaction History



## Total Active Filings

Filing Transaction Type	Latest Month	Previous Month	12 Months Ago	Change Year Ago
Uniform Commercial Code	160,677	160,369	160,757	0.0%
Agricultural Liens (EFS, ASL, Grain, Ag produce)	5,290	5,322	5,761	-8.2%
Government Liens (IRS, Revenue, Employment)	14,658	14,674	14,199	3.2%
Other Liens *	1,592	1,583	1,569	1.5%
<b>Secured Transaction Total</b>	<b>182,217</b>	<b>181,948</b>	<b>182,286</b>	<b>0.0%</b>
<b>Commissioned Notaries Public</b>	<b>48,414</b>	<b>48,386</b>	<b>48,087</b>	<b>0.7%</b>

\* Other Liens include: Transmitting Utility, Hazardous Waste and Public Finance



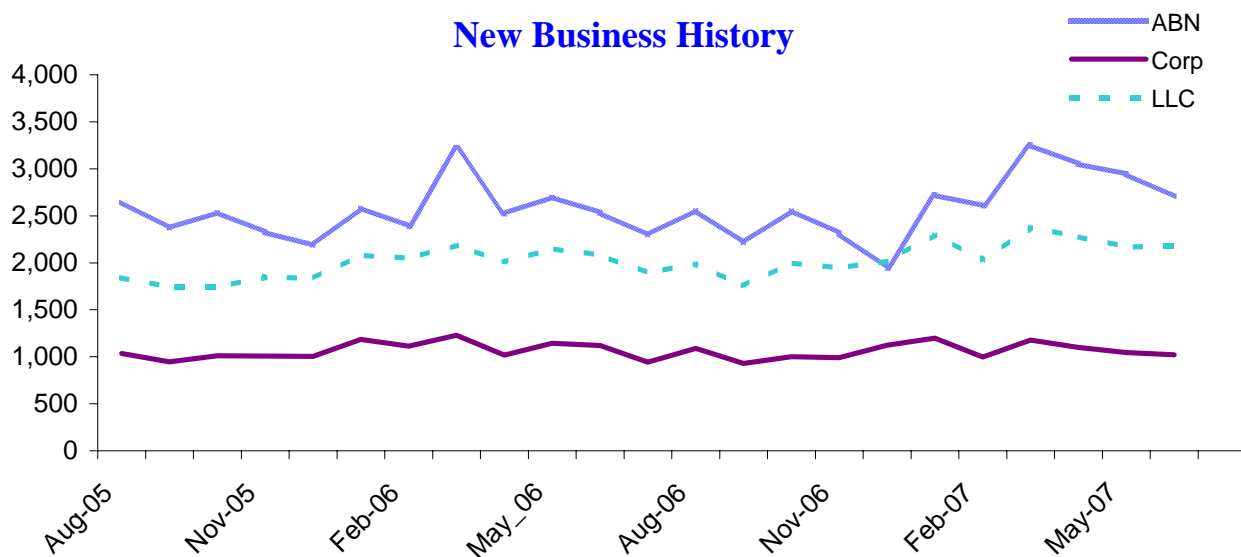
# Business Report

Monthly update from Oregon's Secretary of State Bill Bradbury

## New Business Applications

Business Type	Latest Month	Previous Month	12 Months Ago	Change Year Ago
New Oregon Corporations (Domestic & Foreign: Business, Nonprofit, Professional)	1,021	1,044	1,121	-8.9%
Assumed Business Names	2,702	2,946	2,534	6.6%
Limited Liability Companies	2,177	2,170	2,085	4.4%
Limited Liability Partnerships/Limited Partnerships	27	43	36	-25.0%
<b>Business Registry Total</b>	<b>5,927</b>	<b>6,203</b>	<b>5,776</b>	<b>2.6%</b>

## New Business History



## Total Active Business Filings

Business Type	Latest Month	Previous Month	12 Months Ago	Change Year Ago
Oregon Corporations (Domestic & Foreign: Business, Nonprofit, Professional)	124,342	124,334	121,908	2.0%
Assumed Business Names	146,921	146,628	146,785	0.1%
Limited Liability Companies	94,867	94,001	81,696	16.1%
Limited Liability Partnerships/Limited Partnerships	3,966	3,973	3,992	-0.7%
<b>Business Registry Total</b>	<b>370,096</b>	<b>368,936</b>	<b>354,381</b>	<b>4.4%</b>



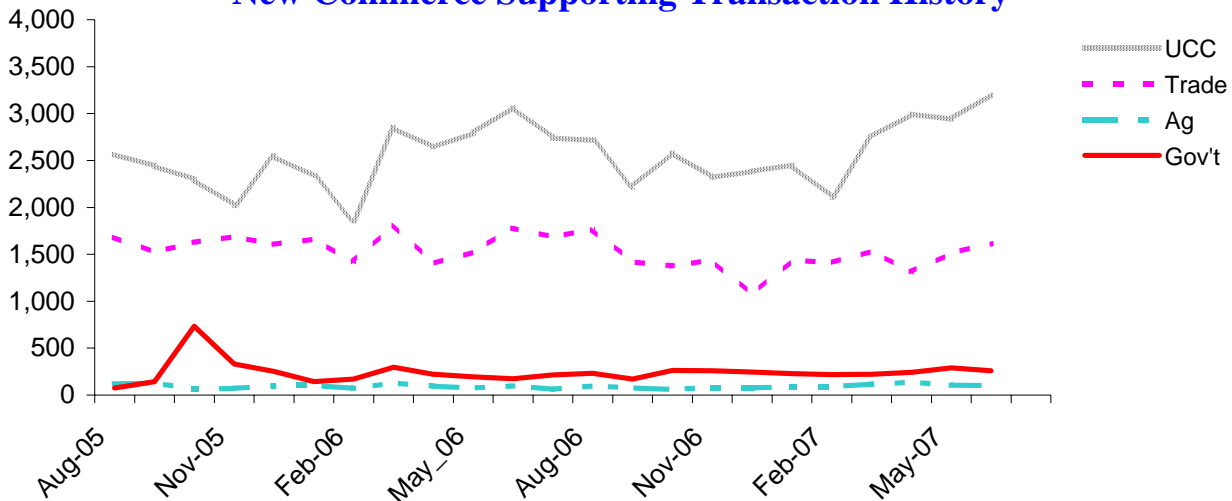
# UCC & Notary Report

Monthly update from Oregon's Secretary of State Bill Bradbury

## New Commerce Supporting Transactions

Filing Transaction Type	Latest Month	Previous Month	12 Months Ago	Change Year Ago
Uniform Commercial Code	3,204	2,938	3,070	4.4%
Agricultural Liens (EFS, ASL, Grain, Ag produce)	104	107	100	4.0%
Government Liens (IRS, Revenue, Employment)	259	290	175	48.0%
Other Liens *	3	9	3	0.0%
<b>Secured Transaction Total</b>	<b>3,570</b>	<b>3,344</b>	<b>3,348</b>	<b>6.6%</b>
<b>Notary Authentications for International Trade</b>	<b>1,615</b>	<b>1,509</b>	<b>1,780</b>	<b>-9.3%</b>

## New Commerce Supporting Transaction History



## Total Active Filings

Filing Transaction Type	Latest Month	Previous Month	12 Months Ago	Change Year Ago
Uniform Commercial Code	161,272	160,677	163,051	-1.1%
Agricultural Liens (EFS, ASL, Grain, Ag produce)	5,261	5,290	5,542	-5.1%
Government Liens (IRS, Revenue, Employment)	14,646	14,658	15,737	-6.9%
Other Liens *	1,594	1,592	1,571	1.5%
<b>Secured Transaction Total</b>	<b>182,773</b>	<b>182,217</b>	<b>185,901</b>	<b>-1.7%</b>
<b>Commissioned Notaries Public</b>	<b>48,493</b>	<b>48,414</b>	<b>48,451</b>	<b>0.1%</b>

\* Other Liens include: Transmitting Utility, Hazardous Waste and Public Finance



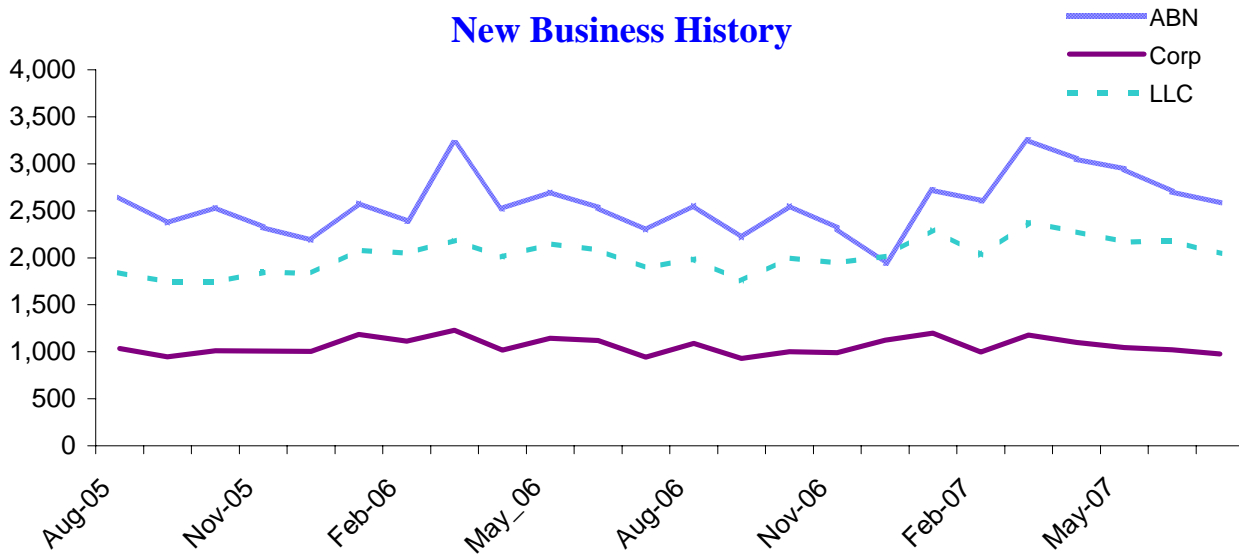
# Business Report

Monthly update from Oregon's Secretary of State Bill Bradbury

## New Business Applications

Business Type	Latest Month	Previous Month	12 Months Ago	Change Year Ago
New Oregon Corporations (Domestic & Foreign: Business, Nonprofit, Professional)	977	1,021	943	3.6%
Assumed Business Names	2,585	2,702	2,295	12.6%
Limited Liability Companies	2,047	2,177	1,892	8.2%
Limited Liability Partnerships/Limited Partnerships	21	27	24	-12.5%
<b>Business Registry Total</b>	<b>5,630</b>	<b>5,927</b>	<b>5,154</b>	<b>9.2%</b>

## New Business History



## Total Active Business Filings

Business Type	Latest Month	Previous Month	12 Months Ago	Change Year Ago
Oregon Corporations (Domestic & Foreign: Business, Nonprofit, Professional)	124,472	124,342	122,053	2.0%
Assumed Business Names	147,048	146,921	146,973	0.1%
Limited Liability Companies	95,997	94,867	82,753	16.0%
Limited Liability Partnerships/Limited Partnerships	3,974	3,966	3,983	-0.2%
<b>Business Registry Total</b>	<b>371,491</b>	<b>370,096</b>	<b>355,762</b>	<b>4.4%</b>



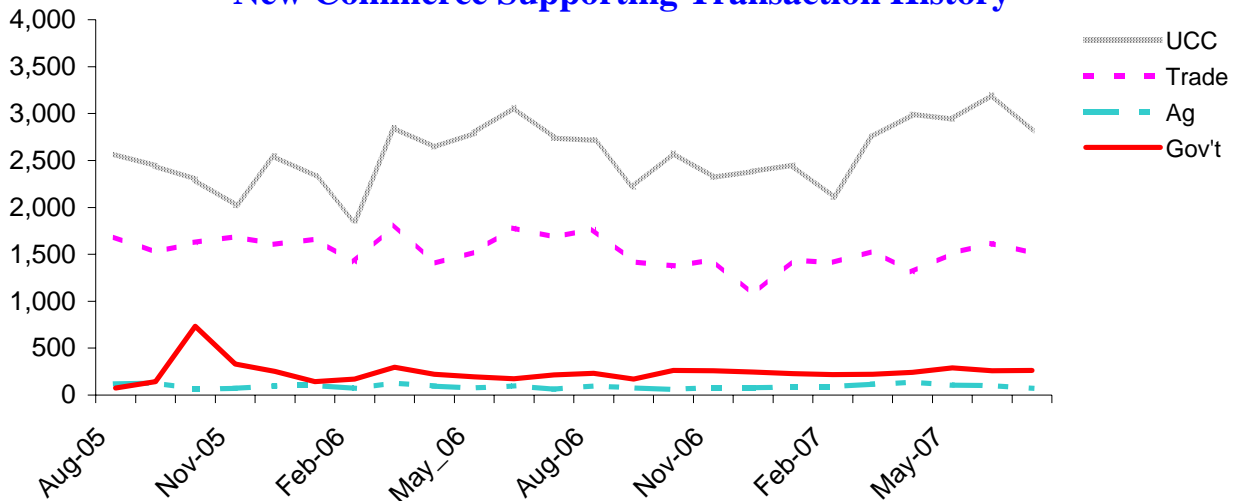
# UCC & Notary Report

Monthly update from Oregon's Secretary of State Bill Bradbury

## New Commerce Supporting Transactions

Filing Transaction Type	Latest Month	Previous Month	12 Months Ago	Change Year Ago
Uniform Commercial Code	2,815	3,204	2,739	2.8%
Agricultural Liens (EFS, ASL, Grain, Ag produce)	73	104	61	19.7%
Government Liens (IRS, Revenue, Employment)	261	259	214	22.0%
Other Liens *	15	3	1	1400.0%
<b>Secured Transaction Total</b>	<b>3,164</b>	<b>3,570</b>	<b>3,015</b>	<b>4.9%</b>
<b>Notary Authentications for International Trade</b>	<b>1,517</b>	<b>1,615</b>	<b>1,686</b>	<b>-10.0%</b>

## New Commerce Supporting Transaction History



## Total Active Filings

Filing Transaction Type	Latest Month	Previous Month	12 Months Ago	Change Year Ago
Uniform Commercial Code	161,237	161,272	161,448	-0.1%
Agricultural Liens (EFS, ASL, Grain, Ag produce)	5,205	5,261	5,652	-7.9%
Government Liens (IRS, Revenue, Employment)	14,567	14,646	15,366	-5.2%
Other Liens *	1,598	1,594	1,507	6.0%
<b>Secured Transaction Total</b>	<b>182,607</b>	<b>182,773</b>	<b>183,973</b>	<b>-0.7%</b>
<b>Commissioned Notaries Public</b>	<b>48,467</b>	<b>48,493</b>	<b>48,465</b>	<b>0.0%</b>

\* Other Liens include: Transmitting Utility, Hazardous Waste and Public Finance

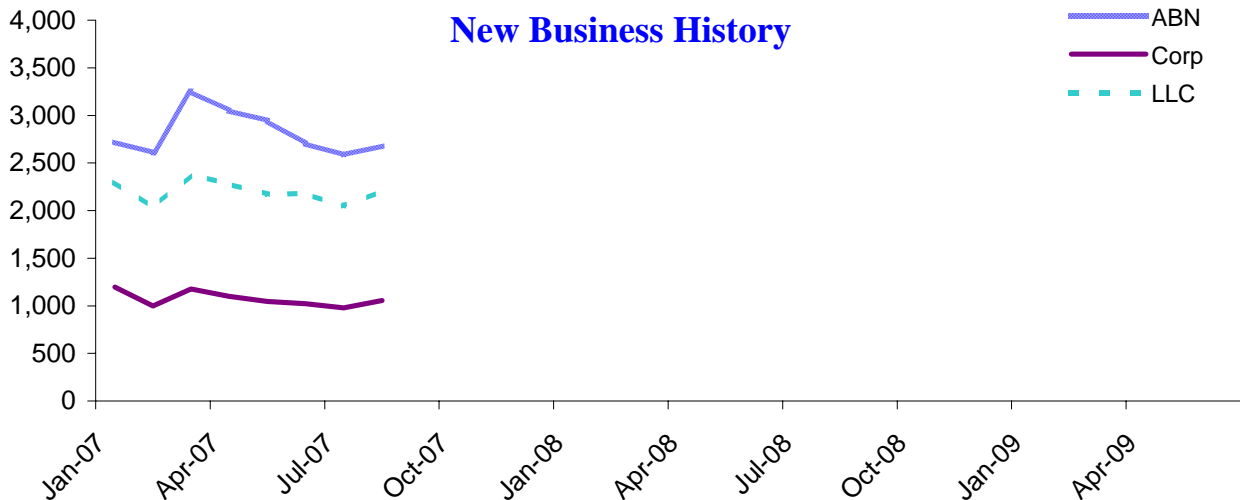


# Business Report

Monthly update from Oregon's Secretary of State Bill Bradbury

## New Business Applications

Business Type	Latest Month	Previous Month	12 Months Ago	Change Year Ago
New Oregon Corporations (Domestic & Foreign: Business, Nonprofit, Professional)	1,054	977	1,088	-3.1%
Assumed Business Names	2,679	2,585	2,561	4.6%
Limited Liability Companies	2,204	2,047	1,988	10.9%
Limited Liability Partnerships/Limited Partnerships	32	21	35	-8.6%
<b>Business Registry Total</b>	<b>5,969</b>	<b>5,630</b>	<b>5,672</b>	<b>5.2%</b>



## Total Active Business Filings

Business Type	Latest Month	Previous Month	12 Months Ago	Change Year Ago
Oregon Corporations (Domestic & Foreign: Business, Nonprofit, Professional)	124,530	124,472	122,348	1.8%
Assumed Business Names	146,689	147,048	146,956	-0.2%
Limited Liability Companies	96,903	95,997	83,805	15.6%
Limited Liability Partnerships/Limited Partnerships	3,880	3,974	3,985	-2.6%
<b>Business Registry Total</b>	<b>372,002</b>	<b>371,491</b>	<b>357,094</b>	<b>4.2%</b>



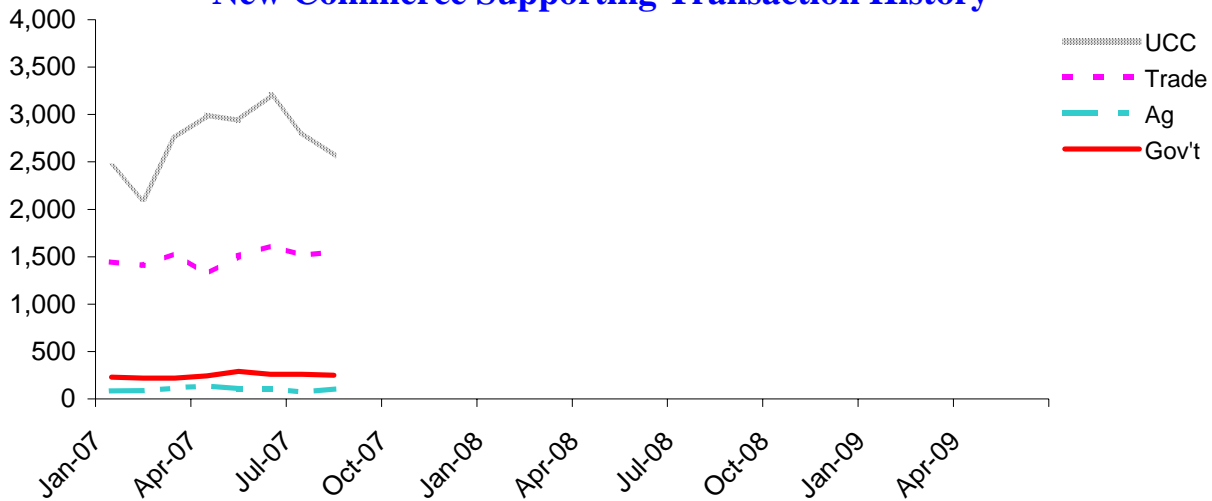
# UCC & Notary Report

Monthly update from Oregon's Secretary of State Bill Bradbury

## New Commerce Supporting Transactions

Filing Transaction Type	Latest Month	Previous Month	12 Months Ago	Change Year Ago
Uniform Commercial Code	2,565	2,815	2,715	-5.5%
Agricultural Liens (EFS, ASL, Grain, Ag produce)	104	73	100	4.0%
Government Liens (IRS, Revenue, Employment)	251	261	233	7.7%
Other Liens *	18	15	36	-50.0%
<b>Secured Transaction Total</b>	<b>2,938</b>	<b>3,164</b>	<b>3,084</b>	<b>-4.7%</b>
<b>Notary Authentications for International Trade</b>	<b>1,553</b>	<b>1,517</b>	<b>1,765</b>	<b>-12.0%</b>

## New Commerce Supporting Transaction History



## Total Active Filings

Filing Transaction Type	Latest Month	Previous Month	12 Months Ago	Change Year Ago
Uniform Commercial Code	161,074	161,237	159,336	1.1%
Agricultural Liens (EFS, ASL, Grain, Ag produce)	5,219	5,205	5,594	-6.7%
Government Liens (IRS, Revenue, Employment)	14,663	14,567	15,090	-2.8%
Other Liens *	1,613	1,598	1,539	4.8%
<b>Secured Transaction Total</b>	<b>182,569</b>	<b>182,607</b>	<b>181,559</b>	<b>0.6%</b>
<b>Commissioned Notaries Public</b>	<b>48,444</b>	<b>48,467</b>	<b>48,237</b>	<b>0.4%</b>

\* Other Liens include: Transmitting Utility, Hazardous Waste and Public Finance

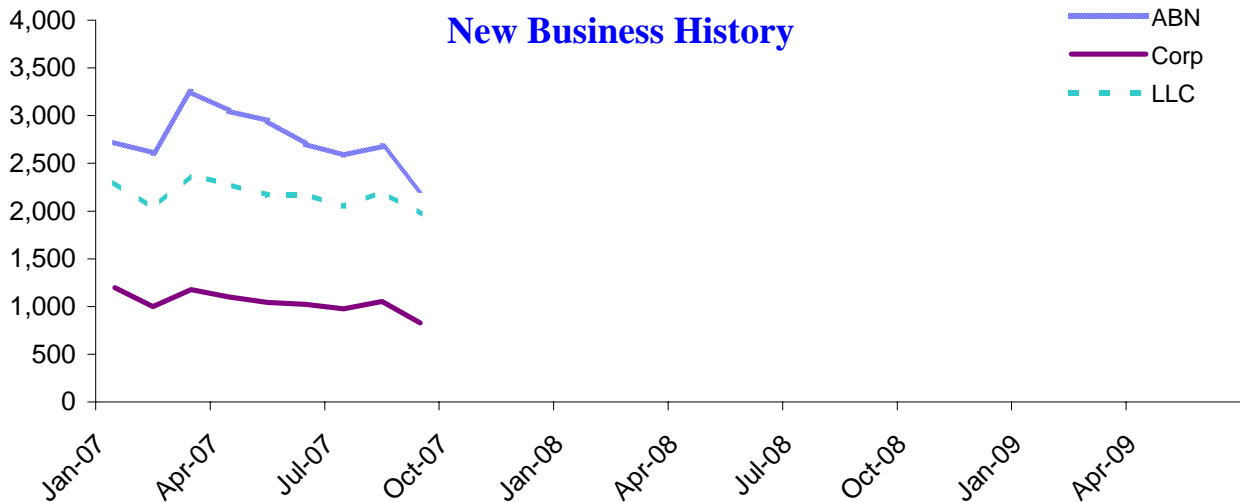


# Business Report

Monthly update from Oregon's Secretary of State Bill Bradbury

## New Business Applications

Business Type	Latest Month	Previous Month	12 Months Ago	Change Year Ago
New Oregon Corporations (Domestic & Foreign: Business, Nonprofit, Professional)	829	1,054	929	-10.8%
Assumed Business Names	2,218	2,679	2,212	0.3%
Limited Liability Companies	1,973	2,204	1,753	12.5%
Limited Liability Partnerships/Limited Partnerships	22	32	31	-29.0%
<b>Business Registry Total</b>	<b>5,042</b>	<b>5,969</b>	<b>4,925</b>	<b>2.4%</b>



## Total Active Business Filings

Business Type	Latest Month	Previous Month	12 Months Ago	Change Year Ago
Oregon Corporations (Domestic & Foreign: Business, Nonprofit, Professional)	124,612	124,530	122,325	1.9%
Assumed Business Names	146,619	146,689	147,057	-0.3%
Limited Liability Companies	97,781	96,903	85,059	15.0%
Limited Liability Partnerships/Limited Partnerships	3,972	3,971	3,986	-0.4%
<b>Business Registry Total</b>	<b>372,984</b>	<b>372,093</b>	<b>358,427</b>	<b>4.1%</b>



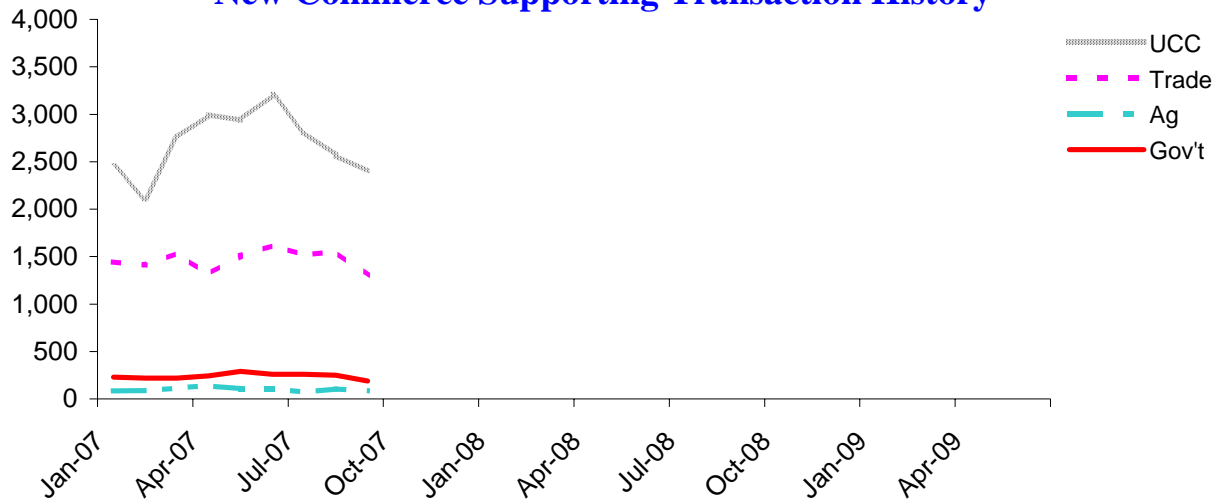
# UCC & Notary Report

Monthly update from Oregon's Secretary of State Bill Bradbury

## New Commerce Supporting Transactions

Filing Transaction Type	Latest Month	Previous Month	12 Months Ago	Change Year Ago
Uniform Commercial Code	2,398	2,565	2,219	8.1%
Agricultural Liens (EFS, ASL, Grain, Ag produce)	85	104	75	13.3%
Government Liens (IRS, Revenue, Employment)	188	251	172	9.3%
Other Liens *	44	18	1	4300.0%
<b>Secured Transaction Total</b>	<b>2,715</b>	<b>2,938</b>	<b>2,467</b>	<b>10.1%</b>
<b>Notary Authentications for International Trade</b>	<b>1,302</b>	<b>1,553</b>	<b>1,418</b>	<b>-8.2%</b>

## New Commerce Supporting Transaction History



## Total Active Filings

Filing Transaction Type	Latest Month	Previous Month	12 Months Ago	Change Year Ago
Uniform Commercial Code	161,015	161,074	158,576	1.5%
Agricultural Liens (EFS, ASL, Grain, Ag produce)	5,206	5,219	5,553	-6.2%
Government Liens (IRS, Revenue, Employment)	14,647	14,663	14,933	-1.9%
Other Liens *	1,613	1,613	1,539	4.8%
<b>Secured Transaction Total</b>	<b>182,481</b>	<b>182,569</b>	<b>180,601</b>	<b>1.0%</b>
<b>Commissioned Notaries Public</b>	<b>48,401</b>	<b>48,444</b>	<b>48,247</b>	<b>0.3%</b>

\* Other Liens include: Transmitting Utility, Hazardous Waste and Public Finance

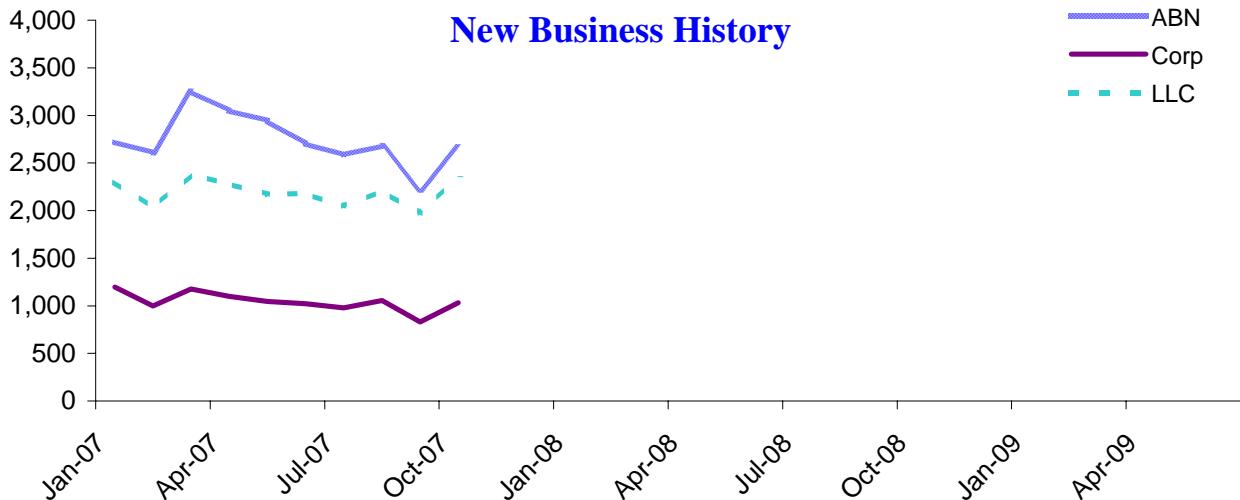


# Business Report

Monthly update from Oregon's Secretary of State Bill Bradbury

## New Business Applications

Business Type	Latest Month	Previous Month	12 Months Ago	Change Year Ago
New Oregon Corporations (Domestic & Foreign: Business, Nonprofit, Professional)	1,031	829	1,000	3.1%
Assumed Business Names	2,665	2,218	2,556	4.3%
Limited Liability Companies	2,360	1,973	1,997	18.2%
Limited Liability Partnerships/Limited Partnerships	26	22	33	-21.2%
<b>Business Registry Total</b>	<b>6,082</b>	<b>5,042</b>	<b>5,586</b>	<b>8.9%</b>



## Total Active Business Filings

Business Type	Latest Month	Previous Month	12 Months Ago	Change Year Ago
Oregon Corporations (Domestic & Foreign: Business, Nonprofit, Professional)	125,054	124,612	122,709	1.9%
Assumed Business Names	146,686	146,619	147,359	-0.5%
Limited Liability Companies	99,273	97,781	85,425	16.2%
Limited Liability Partnerships/Limited Partnerships	3,975	3,972	3,995	-0.5%
<b>Business Registry Total</b>	<b>374,988</b>	<b>372,984</b>	<b>359,488</b>	<b>4.3%</b>



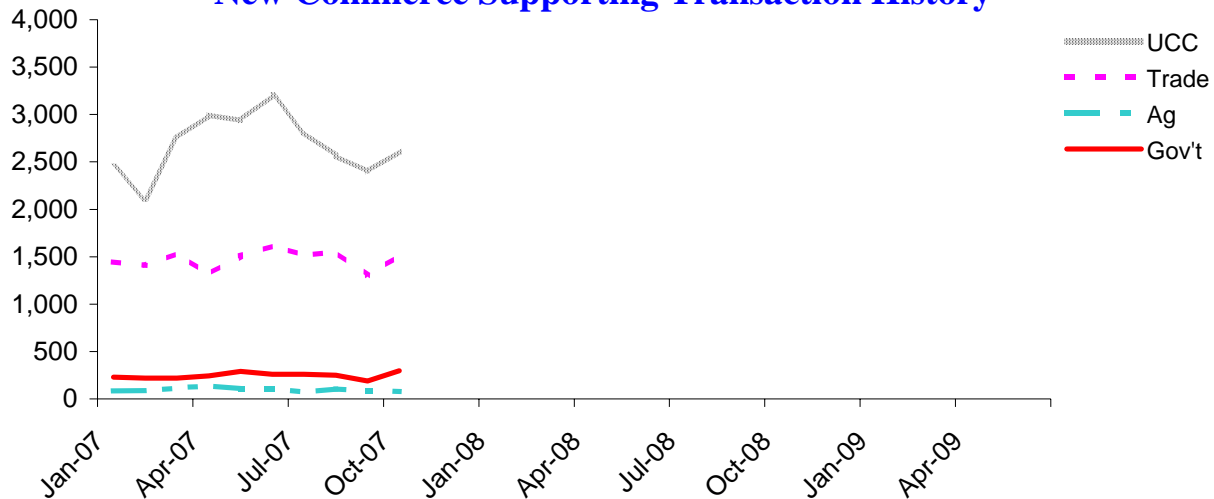
# UCC & Notary Report

Monthly update from Oregon's Secretary of State Bill Bradbury

## New Commerce Supporting Transactions

Filing Transaction Type	Latest Month	Previous Month	12 Months Ago	Change Year Ago
Uniform Commercial Code	2,612	2,398	2,585	1.0%
Agricultural Liens (EFS, ASL, Grain, Ag produce)	79	85	61	29.5%
Government Liens (IRS, Revenue, Employment)	296	188	264	12.1%
Other Liens *	2	44	2	0.0%
<b>Secured Transaction Total</b>	<b>2,989</b>	<b>2,715</b>	<b>2,912</b>	<b>2.6%</b>
<b>Notary Authentications for International Trade</b>	<b>1,514</b>	<b>1,302</b>	<b>1,379</b>	<b>9.8%</b>

## New Commerce Supporting Transaction History



## Total Active Filings

Filing Transaction Type	Latest Month	Previous Month	12 Months Ago	Change Year Ago
Uniform Commercial Code	161,581	161,015	159,064	1.6%
Agricultural Liens (EFS, ASL, Grain, Ag produce)	5,149	5,206	5,510	-6.6%
Government Liens (IRS, Revenue, Employment)	14,732	14,647	15,004	-1.8%
Other Liens *	1,636	1,613	1,541	6.2%
<b>Secured Transaction Total</b>	<b>183,098</b>	<b>182,481</b>	<b>181,119</b>	<b>1.1%</b>
<b>Commissioned Notaries Public</b>	<b>48,376</b>	<b>48,401</b>	<b>48,402</b>	<b>-0.1%</b>

\* Other Liens include: Transmitting Utility, Hazardous Waste and Public Finance

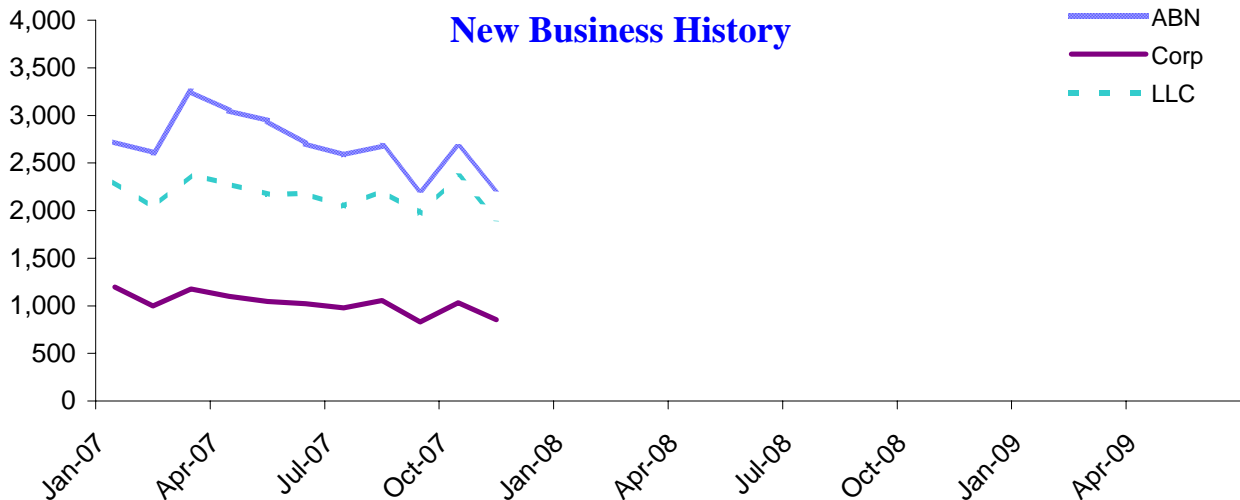


# Business Report

Monthly update from Oregon's Secretary of State Bill Bradbury

## New Business Applications

Business Type	Latest Month	Previous Month	12 Months Ago	Change Year Ago
New Oregon Corporations (Domestic & Foreign: Business, Nonprofit, Professional)	855	1,031	991	-13.7%
Assumed Business Names	2,229	2,665	2,316	-3.8%
Limited Liability Companies	1,917	2,360	1,945	-1.4%
Limited Liability Partnerships/Limited Partnerships	24	26	39	-38.5%
<b>Business Registry Total</b>	<b>5,025</b>	<b>6,082</b>	<b>5,291</b>	<b>-5.0%</b>



## Total Active Business Filings

Business Type	Latest Month	Previous Month	12 Months Ago	Change Year Ago
Oregon Corporations (Domestic & Foreign: Business, Nonprofit, Professional)	124,919	125,054	123,058	1.5%
Assumed Business Names	146,158	146,686	146,560	-0.3%
Limited Liability Companies	100,086	99,273	86,549	15.6%
Limited Liability Partnerships/Limited Partnerships	3,939	3,975	3,998	-1.5%
<b>Business Registry Total</b>	<b>375,102</b>	<b>374,988</b>	<b>360,165</b>	<b>4.1%</b>

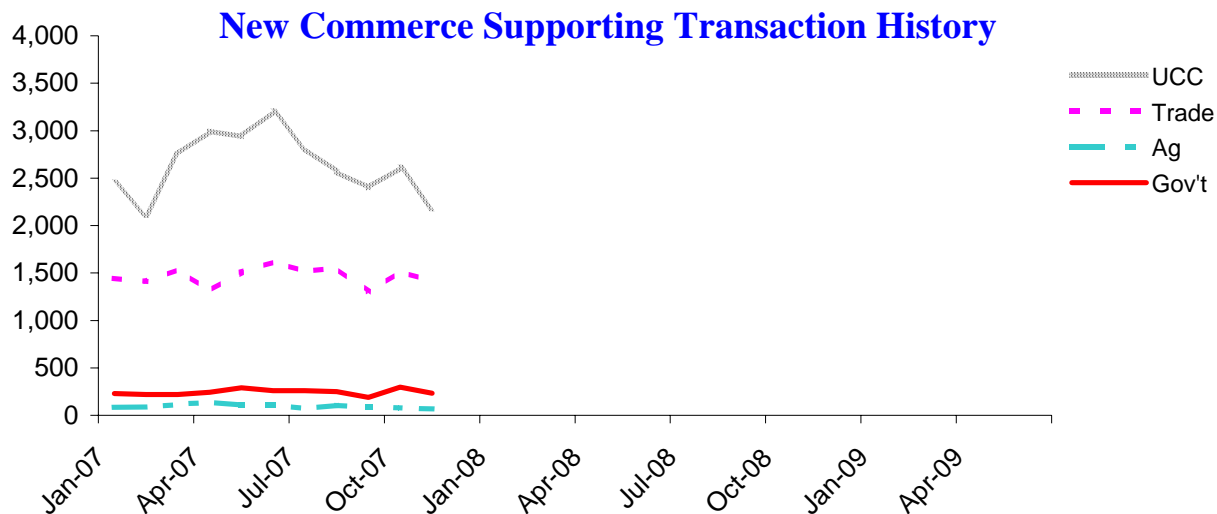


# UCC & Notary Report

Monthly update from Oregon's Secretary of State Bill Bradbury

## New Commerce Supporting Transactions

Filing Transaction Type	Latest Month	Previous Month	12 Months Ago	Change Year Ago
Uniform Commercial Code	2,178	2,612	2,320	-6.1%
Agricultural Liens (EFS, ASL, Grain, Ag produce)	66	79	79	-16.5%
Government Liens (IRS, Revenue, Employment)	233	296	260	-10.4%
Other Liens *	2	2	6	-66.7%
<b>Secured Transaction Total</b>	<b>2,479</b>	<b>2,989</b>	<b>2,665</b>	<b>-7.0%</b>
<b>Notary Authentications for International Trade</b>	<b>1,416</b>	<b>1,514</b>	<b>1,438</b>	<b>-1.5%</b>



## Total Active Filings

Filing Transaction Type	Latest Month	Previous Month	12 Months Ago	Change Year Ago
Uniform Commercial Code	161,088	161,581	158,849	1.4%
Agricultural Liens (EFS, ASL, Grain, Ag produce)	5,143	5,149	5,480	-6.1%
Government Liens (IRS, Revenue, Employment)	14,735	14,732	14,867	-0.9%
Other Liens *	336	1,636	1,550	-78.3%
<b>Secured Transaction Total</b>	<b>181,302</b>	<b>183,098</b>	<b>180,746</b>	<b>0.3%</b>
<b>Commissioned Notaries Public</b>	<b>48,384</b>	<b>48,376</b>	<b>48,433</b>	<b>-0.1%</b>

\* Other Liens include: Transmitting Utility, Hazardous Waste and Public Finance

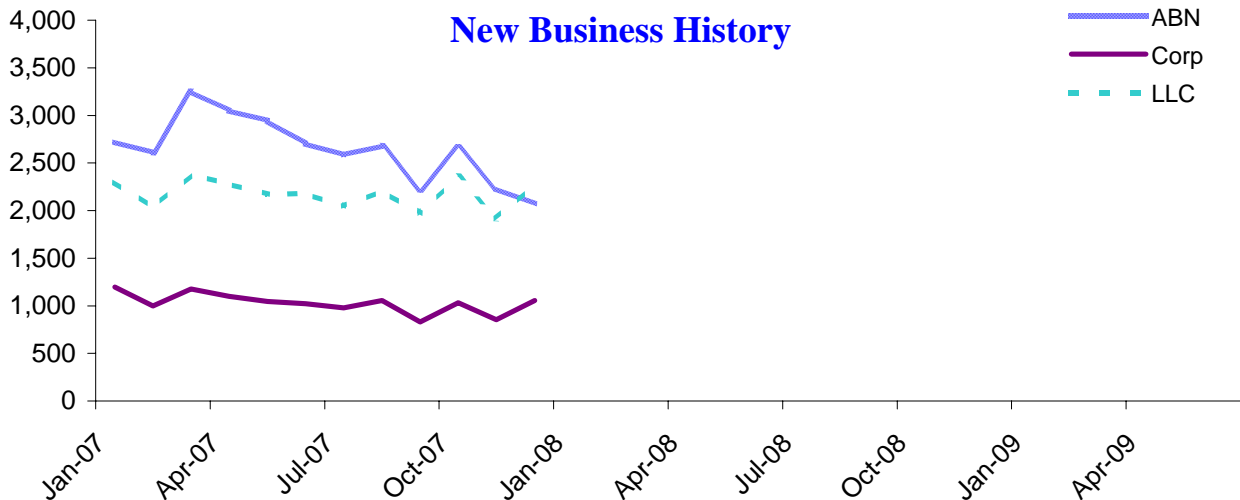


# Business Report

Monthly update from Oregon's Secretary of State Bill Bradbury

## New Business Applications

Business Type	Latest Month	Previous Month	12 Months Ago	Change Year Ago
New Oregon Corporations (Domestic & Foreign: Business, Nonprofit, Professional)	1,056	855	1,125	-6.1%
Assumed Business Names	2,072	2,229	1,943	6.6%
Limited Liability Companies	2,280	1,917	2,017	13.0%
Limited Liability Partnerships/Limited Partnerships	37	24	36	2.8%
<b>Business Registry Total</b>	<b>5,445</b>	<b>5,025</b>	<b>5,121</b>	<b>6.3%</b>



## Total Active Business Filings

Business Type	Latest Month	Previous Month	12 Months Ago	Change Year Ago
Oregon Corporations (Domestic & Foreign: Business, Nonprofit, Professional)	125,108	124,919	123,049	1.7%
Assumed Business Names	145,898	146,158	146,239	-0.2%
Limited Liability Companies	101,344	100,086	87,418	15.9%
Limited Liability Partnerships/Limited Partnerships	3,966	3,969	3,977	-0.3%
<b>Business Registry Total</b>	<b>376,316</b>	<b>375,132</b>	<b>360,683</b>	<b>4.3%</b>

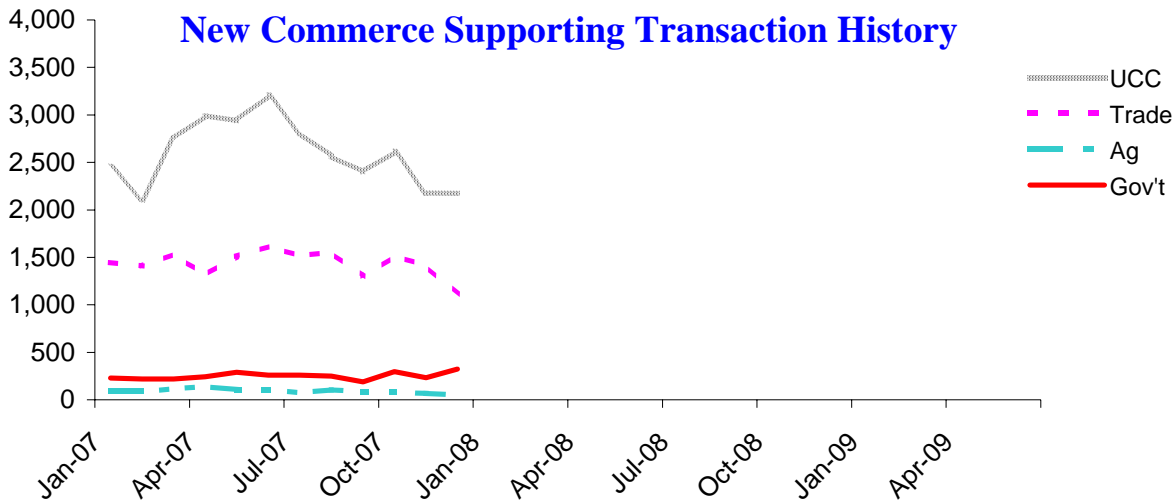


# UCC & Notary Report

Monthly update from Oregon's Secretary of State Bill Bradbury

## New Commerce Supporting Transactions

Filing Transaction Type	Latest Month	Previous Month	12 Months Ago	Change Year Ago
Uniform Commercial Code	2,174	2,178	2,382	-8.7%
Agricultural Liens (EFS, ASL, Grain, Ag produce)	49	66	80	-38.8%
Government Liens (IRS, Revenue, Employment)	325	233	246	32.1%
Other Liens *	0	2	13	-100.0%
<b>Secured Transaction Total</b>	<b>2,548</b>	<b>2,479</b>	<b>2,721</b>	<b>-6.4%</b>
<b>Notary Authentications for International Trade</b>	<b>1,112</b>	<b>1,416</b>	<b>1,067</b>	<b>4.2%</b>



## Total Active Filings

Filing Transaction Type	Latest Month	Previous Month	12 Months Ago	Change Year Ago
Uniform Commercial Code	160,048	161,088	158,954	0.7%
Agricultural Liens (EFS, ASL, Grain, Ag produce)	5,058	5,143	5,457	-7.3%
Government Liens (IRS, Revenue, Employment)	14,724	14,735	14,776	-0.4%
Other Liens *	318	342	1,558	-79.6%
<b>Secured Transaction Total</b>	<b>180,148</b>	<b>181,308</b>	<b>180,745</b>	<b>-0.3%</b>
<b>Commissioned Notaries Public</b>	<b>48,322</b>	<b>48,384</b>	<b>48,372</b>	<b>-0.1%</b>

\* Other Liens include: Transmitting Utility, Hazardous Waste and Public Finance